

Creation Date: 05/02/2016 09:30:59 AM

Grouping: Trunk

Date Range: 04/01/2016 12:00:00 AM - 04/30/2016 11:59:59 PM

Filter Criteria:

Summary Information

Trunk	Total Calls	Call Category			Call Origin				Call Service (Incoming Only)			
		Emergency	Non-Emergency	Other	Incoming	Internal	Outgoing	Unknown	Wire-line	Wireless	VoIP	Unknown
Total	10,648	3,356	7,292	0	8,679	2	1,967	0	5,992	2,586	0	101

Creation Date: 05/02/2016 09:30:59 AM

Grouping: Trunk

Date Range: 04/01/2016 12:00:00 AM - 04/30/2016 11:59:59 PM

Filter Criteria:

Summary Information

Trunk	Call Process (Excluding Internal)							
	Outgoing	Callback	Abandoned (Emergency)			Unanswered	Answered	
			Not Serviced	Serviced	Unserviceable		TDD	Voice
Total	1,847	120	12	142	3	98	3	8,421

Creation Date: 05/02/2016 09:30:59 AM

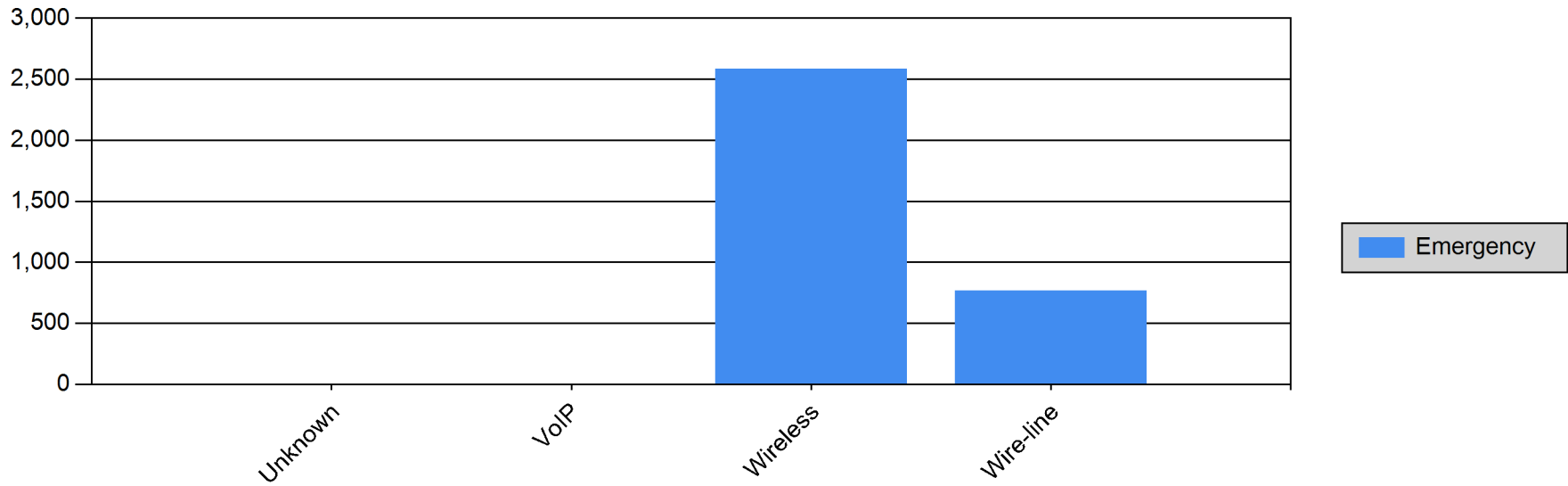
Grouping: Trunk

Date Range: 04/01/2016 12:00:00 AM - 04/30/2016 11:59:59 PM

Filter Criteria:

Summary Chart

Call Count by Call Service (Incoming)



Creation Date: 05/02/2016 09:30:59 AM

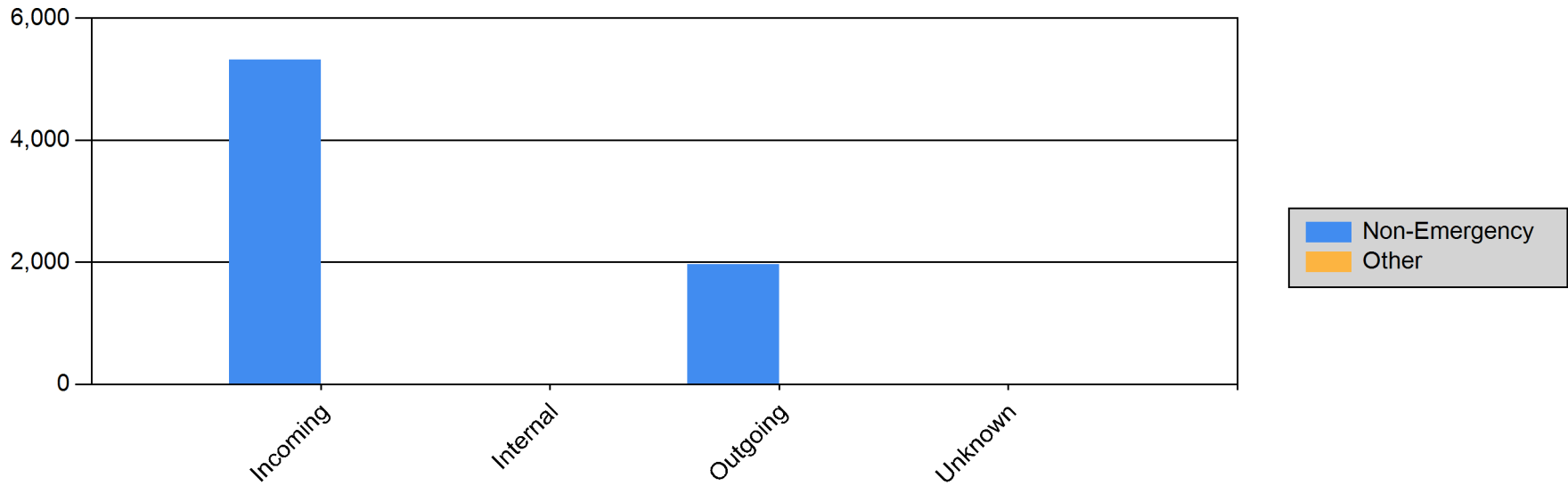
Grouping: Trunk

Date Range: 04/01/2016 12:00:00 AM - 04/30/2016 11:59:59 PM

Filter Criteria:

Summary Chart

Call Count by Call Origin



Creation Date: 05/02/2016 09:30:59 AM

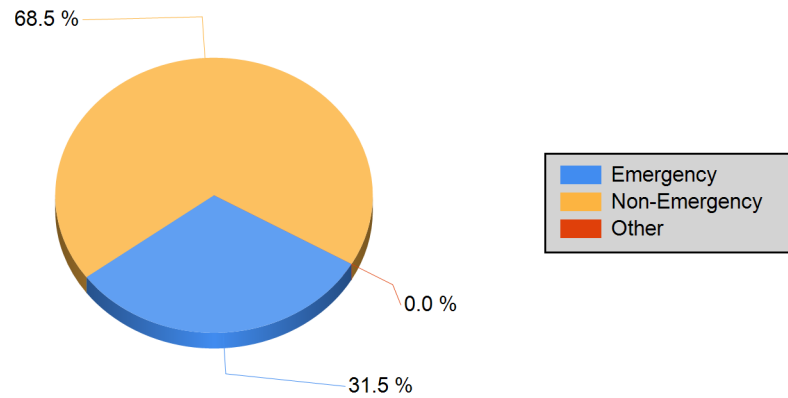
Grouping: Trunk

Date Range: 04/01/2016 12:00:00 AM - 04/30/2016 11:59:59 PM

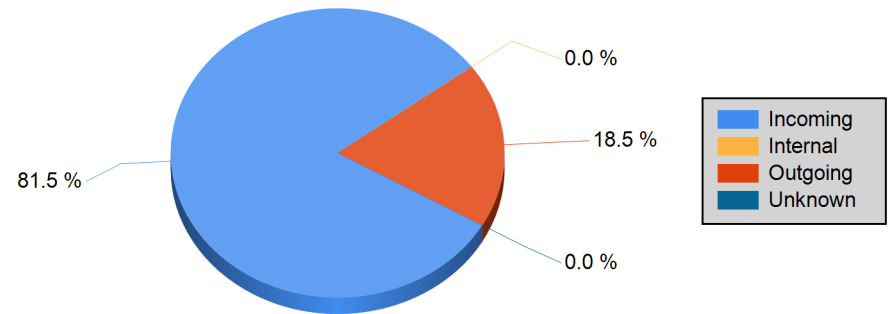
Filter Criteria:

Detail Chart

Call Count by Call Category



Call Count by Call Origin



Creation Date: 05/02/2016 09:30:59 AM

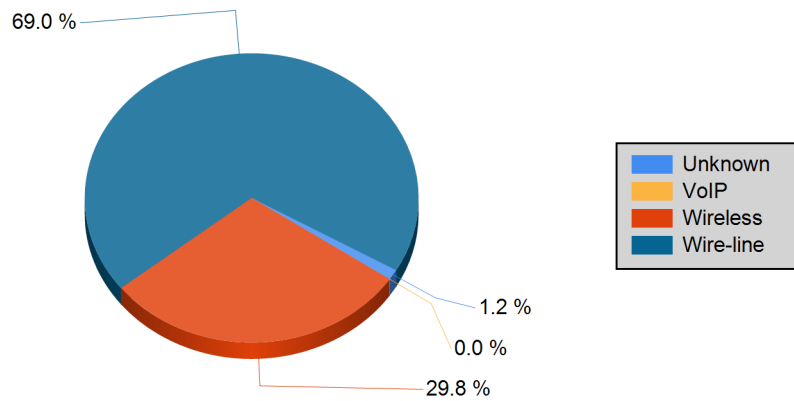
Grouping: Trunk

Date Range: 04/01/2016 12:00:00 AM - 04/30/2016 11:59:59 PM

Filter Criteria:

Detail Chart

Call Count by Call Service (Incoming)



Call Count by Call Type by Abandoned (Emergency)

