

Creation Date: 09/01/2016 06:59:08 AM

Grouping: Trunk

Date Range: 08/01/2016 12:00:00 AM - 08/31/2016 11:59:59 PM

Filter Criteria:

### Summary Information

Trunk	Total Calls	Call Category			Call Origin			Call Service (Incoming Only)				
		Emergency	Non-Emergency	Other	Incoming	Internal	Outgoing	Unknown	Wire-line	Wireless	VoIP	Unknown
<b>Total</b>	13,086	4,382	8,704	0	10,556	8	2,522	0	7,005	3,420	0	131

Creation Date: 09/01/2016 06:59:08 AM

Grouping: Trunk

Date Range: 08/01/2016 12:00:00 AM - 08/31/2016 11:59:59 PM

Filter Criteria:

### Summary Information

Trunk	Call Process (Excluding Internal)								
	Outgoing	Callback	Abandoned (Emergency)			Unanswered		Answered	
			Not Serviced	Serviced	Unserviceable	TDD	Voice		
<b>Total</b>	2,356	166	27	195	3	128	0	10,203	

For (Trunk)

Creation Date: 09/01/2016 06:59:08 AM

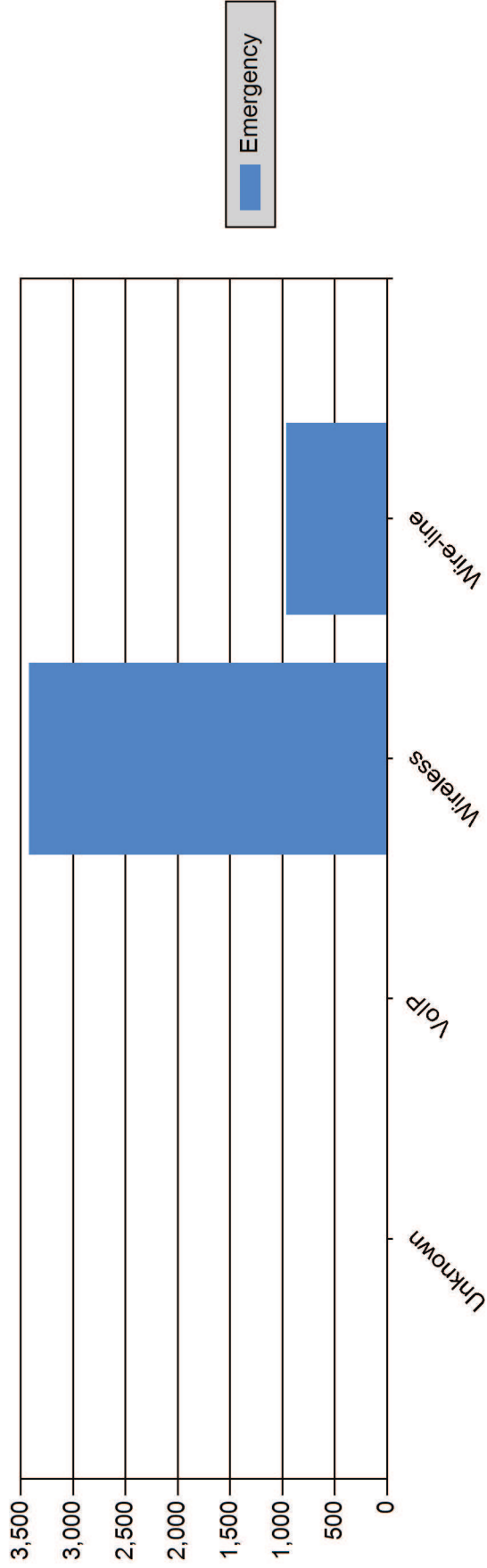
Grouping: Trunk

Date Range: 08/01/2016 12:00:00 AM - 08/31/2016 11:59:59 PM

Filter Criteria:

### Summary Chart

#### Call Count by Call Service (Incoming)



Creation Date: 09/01/2016 06:59:08 AM

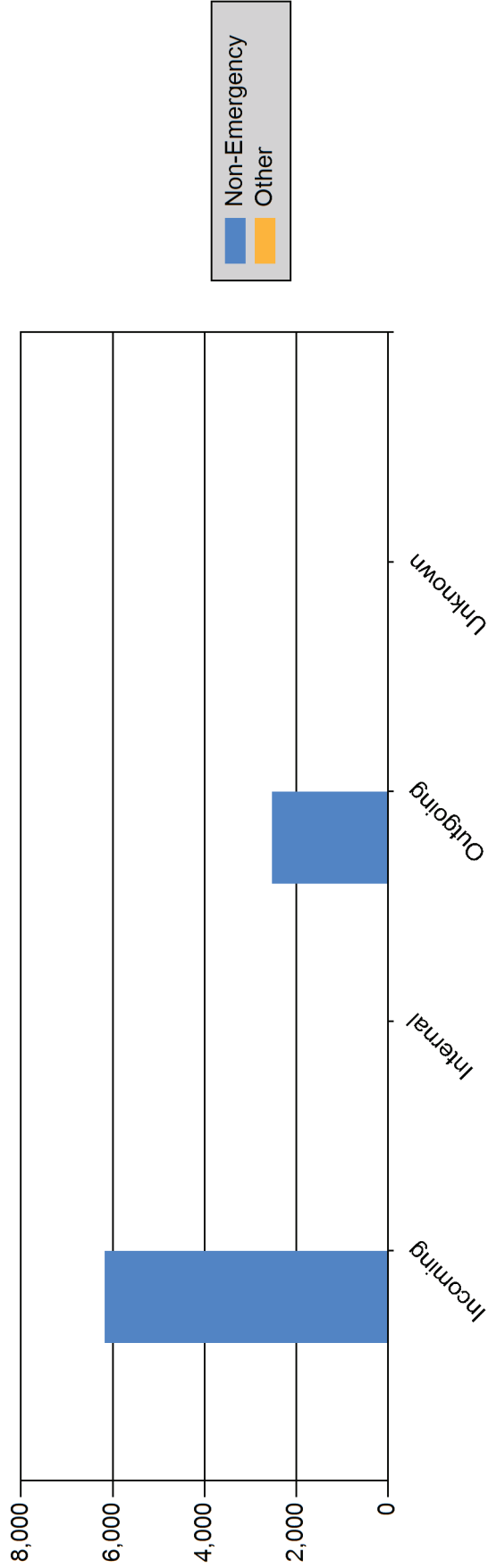
Grouping: Trunk

Date Range: 08/01/2016 12:00:00 AM - 08/31/2016 11:59:59 PM

Filter Criteria:

### Summary Chart

Call Count by Call Origin



Creation Date: 09/01/2016 06:59:08 AM

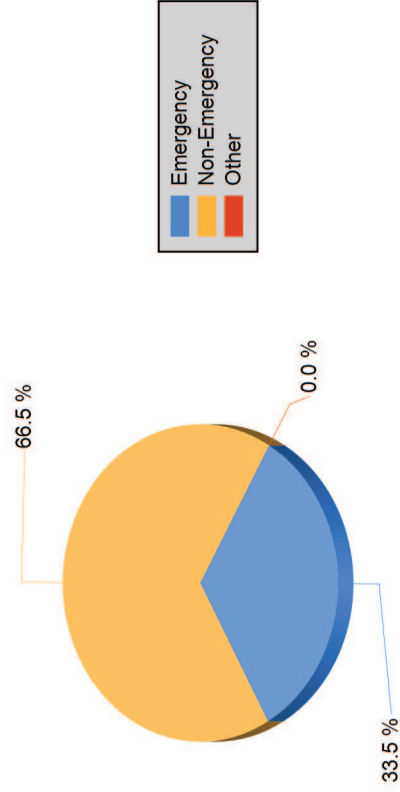
Grouping: Trunk

Date Range: 08/01/2016 12:00:00 AM - 08/31/2016 11:59:59 PM

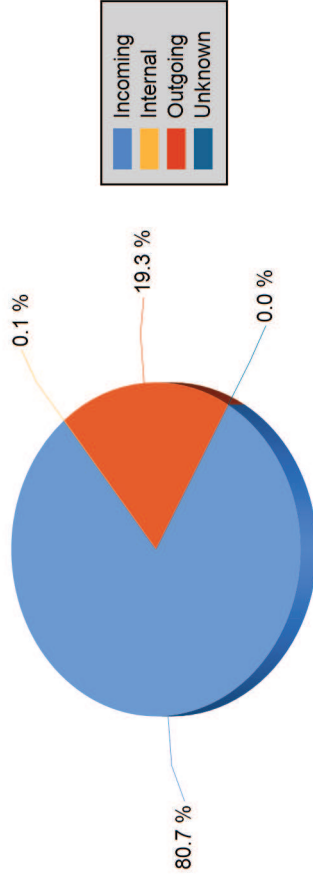
Filter Criteria:

### Detail Chart

#### Call Count by Call Category



#### Call Count by Call Origin



Creation Date: 09/01/2016 06:59:08 AM

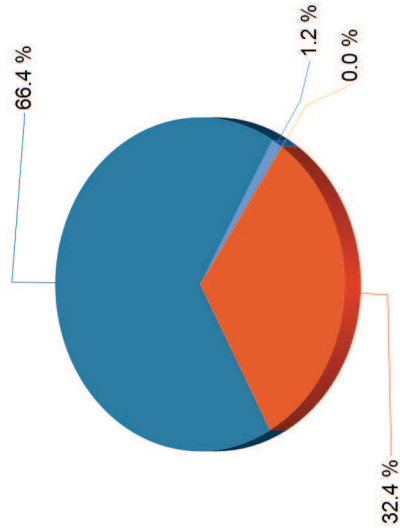
Grouping: Trunk

Date Range: 08/01/2016 12:00:00 AM - 08/31/2016 11:59:59 PM

Filter Criteria:

### Detail Chart

#### Call Count by Call Service (Incoming)



#### Call Count by Call Type by Abandoned (Emergency)

