

Creation Date: 01/03/2017 07:36:17 AM

Grouping: Trunk

Date Range: 12/01/2016 12:00:00 AM - 12/31/2016 11:59:59 PM

Filter Criteria:

Summary Information

Trunk	Total Calls	Call Category			Call Origin				Call Service (Incoming Only)			
		Emergency	Non-Emergency	Other	Incoming	Internal	Outgoing	Unknown	Wire-line	Wireless	VoIP	Unknown
Total	11,105	4,022	7,083	0	8,950	4	2,151	0	5,790	3,052	0	108

Creation Date: 01/03/2017 07:36:17 AM

Grouping: Trunk

Date Range: 12/01/2016 12:00:00 AM - 12/31/2016 11:59:59 PM

Filter Criteria:

Summary Information

Trunk	Call Process (Excluding Internal)							
	Outgoing	Callback	Abandoned (Emergency)			Unanswered	Answered	
			Not Serviced	Serviced	Unserviceable		TDD	Voice
Total	1,997	154	26	188	4	104	0	8,628

Creation Date: 01/03/2017 07:36:17 AM

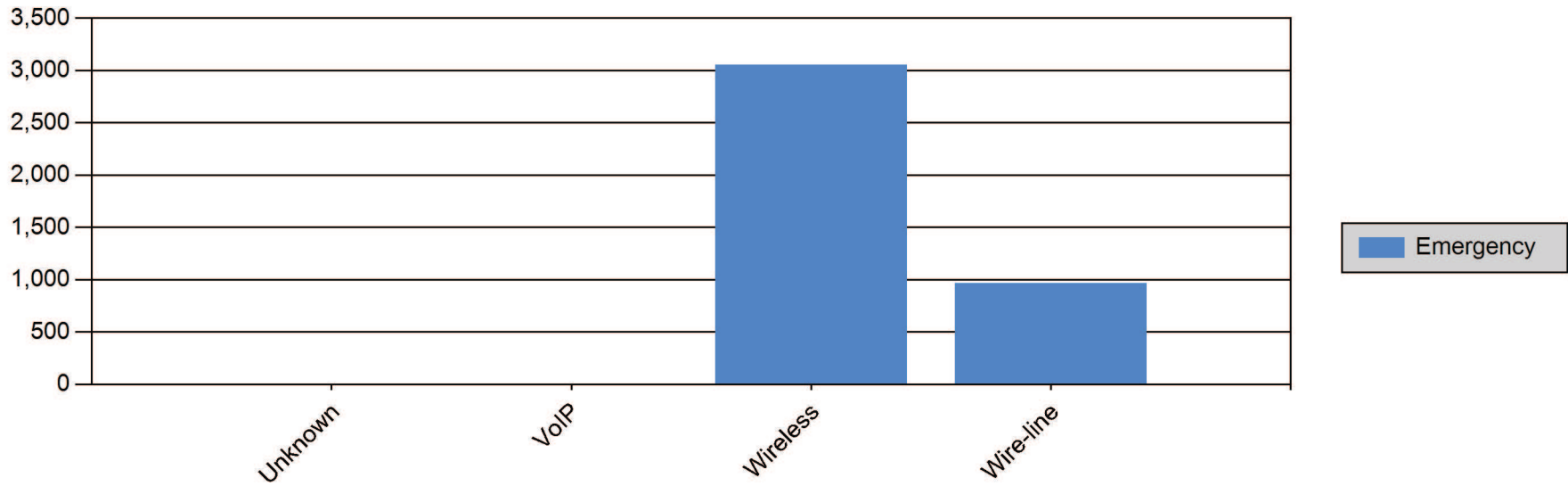
Grouping: Trunk

Date Range: 12/01/2016 12:00:00 AM - 12/31/2016 11:59:59 PM

Filter Criteria:

Summary Chart

Call Count by Call Service (Incoming)



Creation Date: 01/03/2017 07:36:17 AM

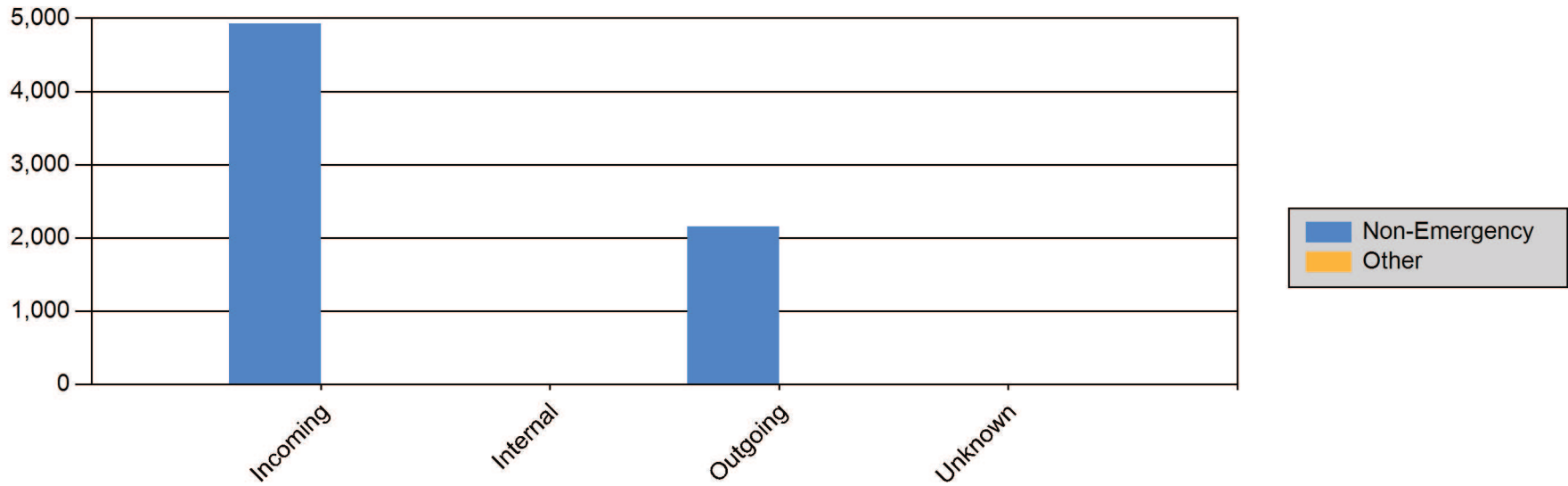
Grouping: Trunk

Date Range: 12/01/2016 12:00:00 AM - 12/31/2016 11:59:59 PM

Filter Criteria:

Summary Chart

Call Count by Call Origin



Creation Date: 01/03/2017 07:36:17 AM

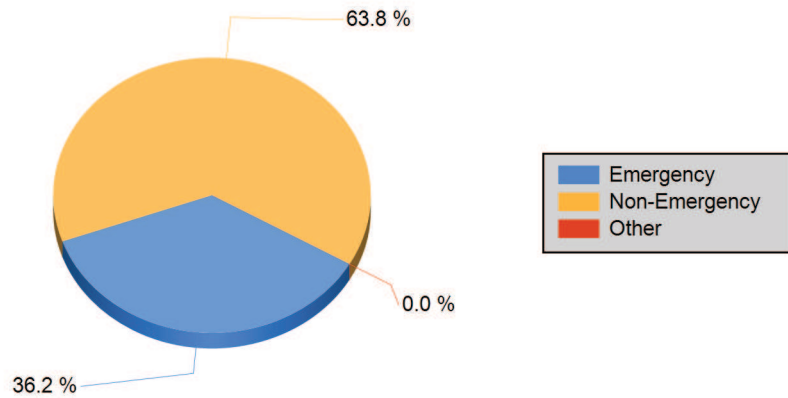
Grouping: Trunk

Date Range: 12/01/2016 12:00:00 AM - 12/31/2016 11:59:59 PM

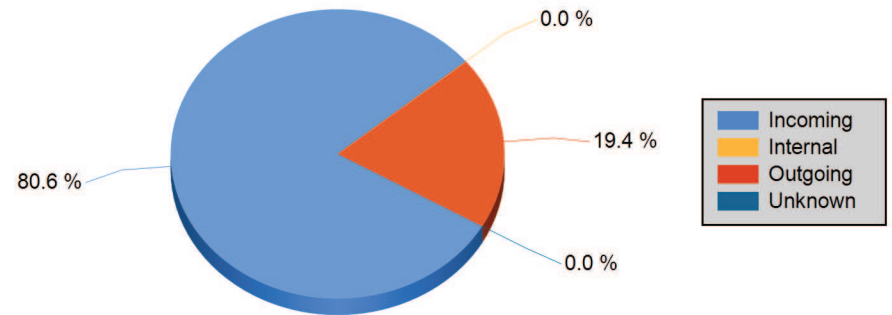
Filter Criteria:

Detail Chart

Call Count by Call Category



Call Count by Call Origin



Creation Date: 01/03/2017 07:36:17 AM

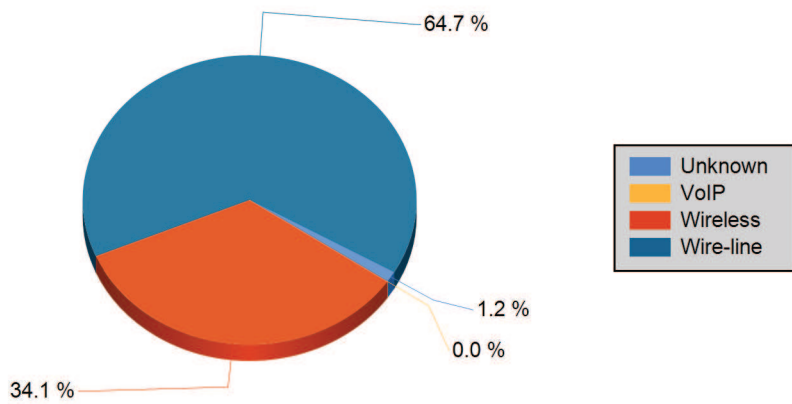
Grouping: Trunk

Date Range: 12/01/2016 12:00:00 AM - 12/31/2016 11:59:59 PM

Filter Criteria:

Detail Chart

Call Count by Call Service (Incoming)



Call Count by Call Type by Abandoned (Emergency)

