

Creation Date: 03/01/2016 06:54:20 AM

Grouping: Trunk

Date Range: 02/01/2016 12:00:00 AM - 02/29/2016 11:59:59 PM

Filter Criteria:

### Summary Information

Trunk	Total Calls	Call Category			Call Origin				Call Service (Incoming Only)			
		Emergency	Non-Emergency	Other	Incoming	Internal	Outgoing	Unknown	Wire-line	Wireless	VoIP	Unknown
<b>Total</b>	11,080	3,725	7,355	0	8,880	8	2,192	0	5,897	2,852	0	131

Creation Date: 03/01/2016 06:54:20 AM

Grouping: Trunk

Date Range: 02/01/2016 12:00:00 AM - 02/29/2016 11:59:59 PM

Filter Criteria:

### Summary Information

Trunk	Call Process (Excluding Internal)							
	Outgoing	Callback	Abandoned (Emergency)			Unanswered	Answered	
			Not Serviced	Serviced	Unserviceable		TDD	Voice
<b>Total</b>	2,037	155	21	178	0	131	12	8,538

Creation Date: 03/01/2016 06:54:20 AM

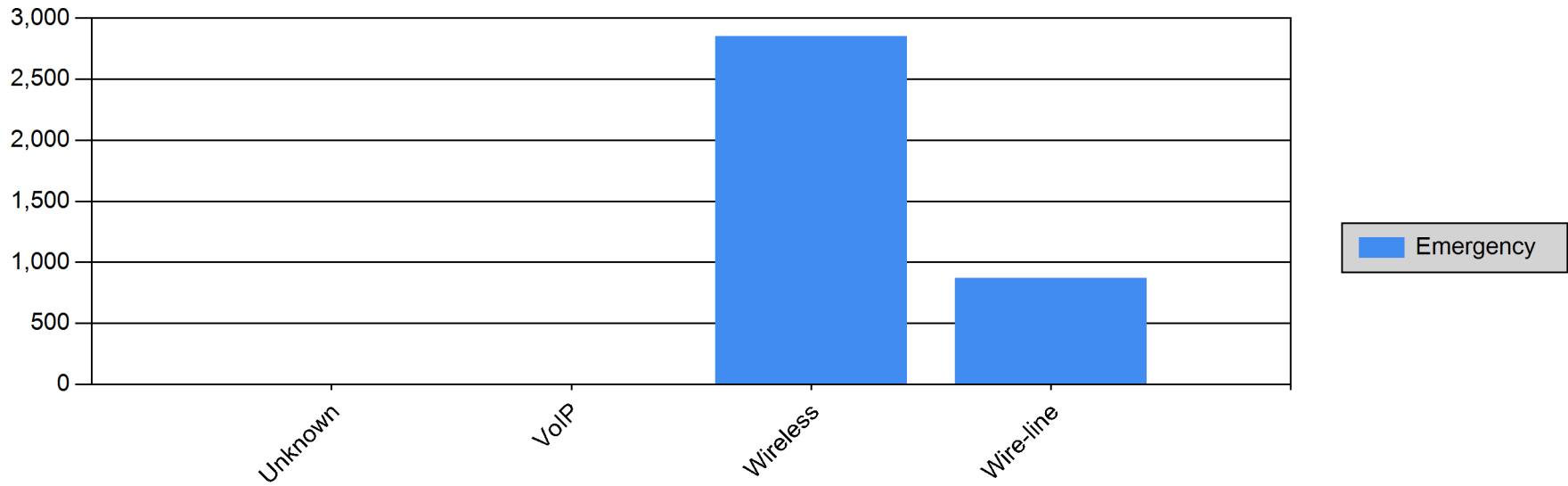
Grouping: Trunk

Date Range: 02/01/2016 12:00:00 AM - 02/29/2016 11:59:59 PM

Filter Criteria:

### Summary Chart

#### Call Count by Call Service (Incoming)



Creation Date: 03/01/2016 06:54:20 AM

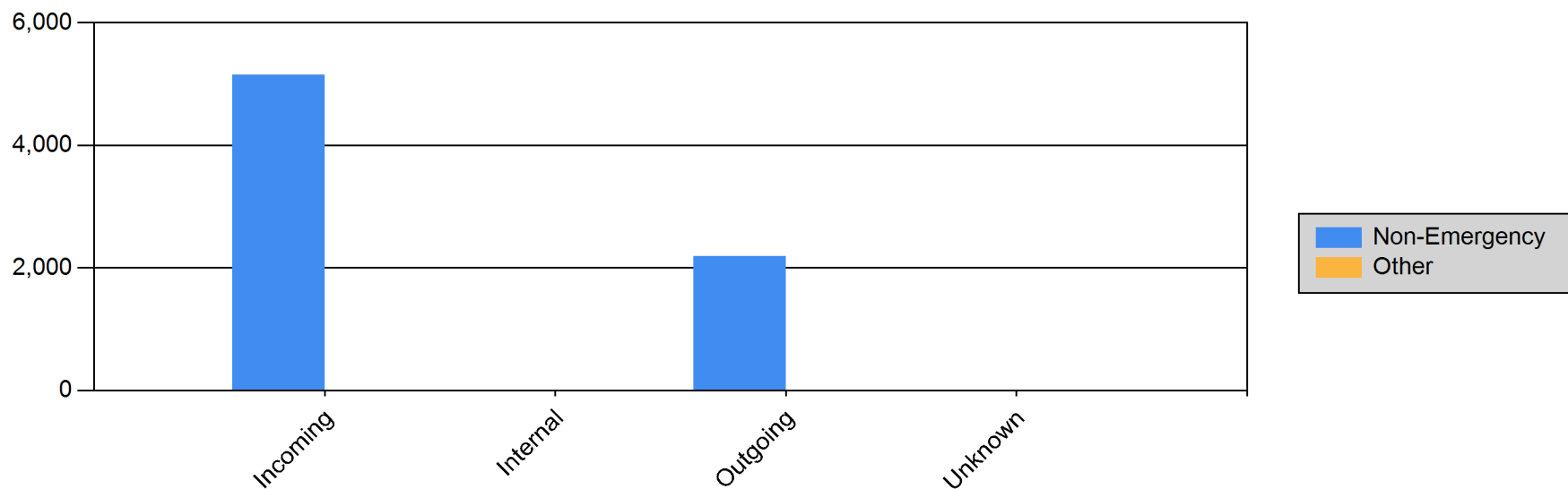
Grouping: Trunk

Date Range: 02/01/2016 12:00:00 AM - 02/29/2016 11:59:59 PM

Filter Criteria:

### Summary Chart

#### Call Count by Call Origin



Creation Date: 03/01/2016 06:54:20 AM

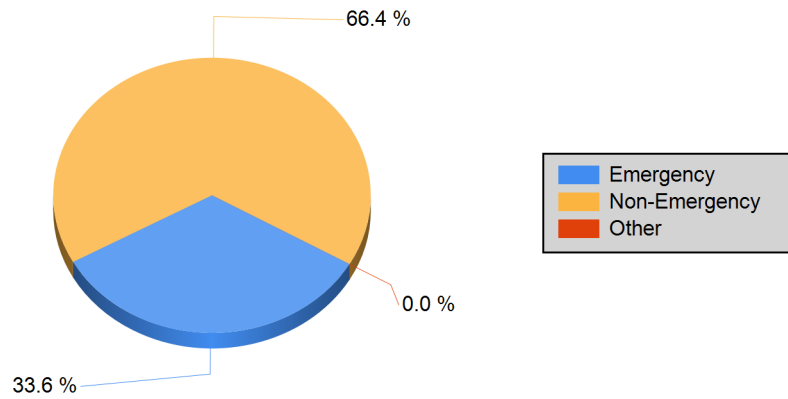
Grouping: Trunk

Date Range: 02/01/2016 12:00:00 AM - 02/29/2016 11:59:59 PM

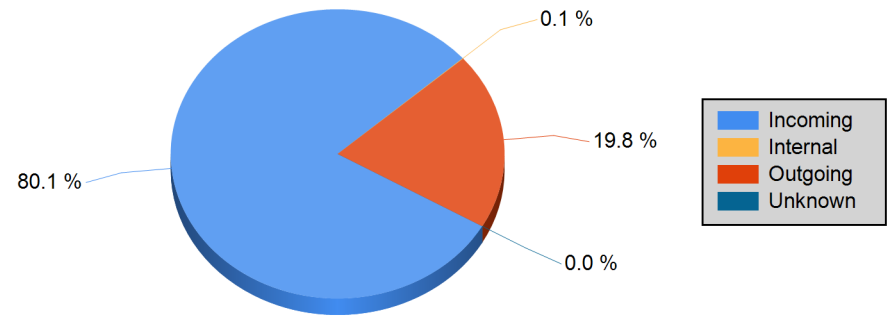
Filter Criteria:

### Detail Chart

#### Call Count by Call Category



#### Call Count by Call Origin



Creation Date: 03/01/2016 06:54:20 AM

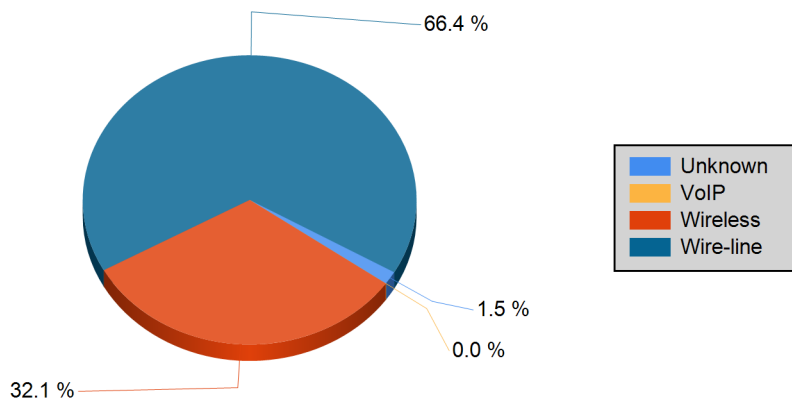
Grouping: Trunk

Date Range: 02/01/2016 12:00:00 AM - 02/29/2016 11:59:59 PM

Filter Criteria:

### Detail Chart

#### Call Count by Call Service (Incoming)



#### Call Count by Call Type by Abandoned (Emergency)

