

Creation Date: 08/01/2016 11:22:44 AM

Grouping: Trunk

Date Range: 07/01/2016 12:00:00 AM - 07/31/2016 11:59:59 PM

Filter Criteria:

Summary Information

Trunk	Total Calls	Call Category			Call Origin				Call Service (Incoming Only)			
		Emergency	Non-Emergency	Other	Incoming	Internal	Outgoing	Unknown	Wire-line	Wireless	VoIP	Unknown
Total	13,176	4,447	8,729	0	10,586	6	2,584	0	6,976	3,508	0	102

Creation Date: 08/01/2016 11:22:44 AM

Grouping: Trunk

Date Range: 07/01/2016 12:00:00 AM - 07/31/2016 11:59:59 PM

Filter Criteria:

Summary Information

Trunk	Call Process (Excluding Internal)							
	Outgoing	Callback	Abandoned (Emergency)			Unanswered	Answered	
			Not Serviced	Serviced	Unserviceable		TDD	Voice
Total	2,372	212	33	246	0	102	5	10,200

Creation Date: 08/01/2016 11:22:44 AM

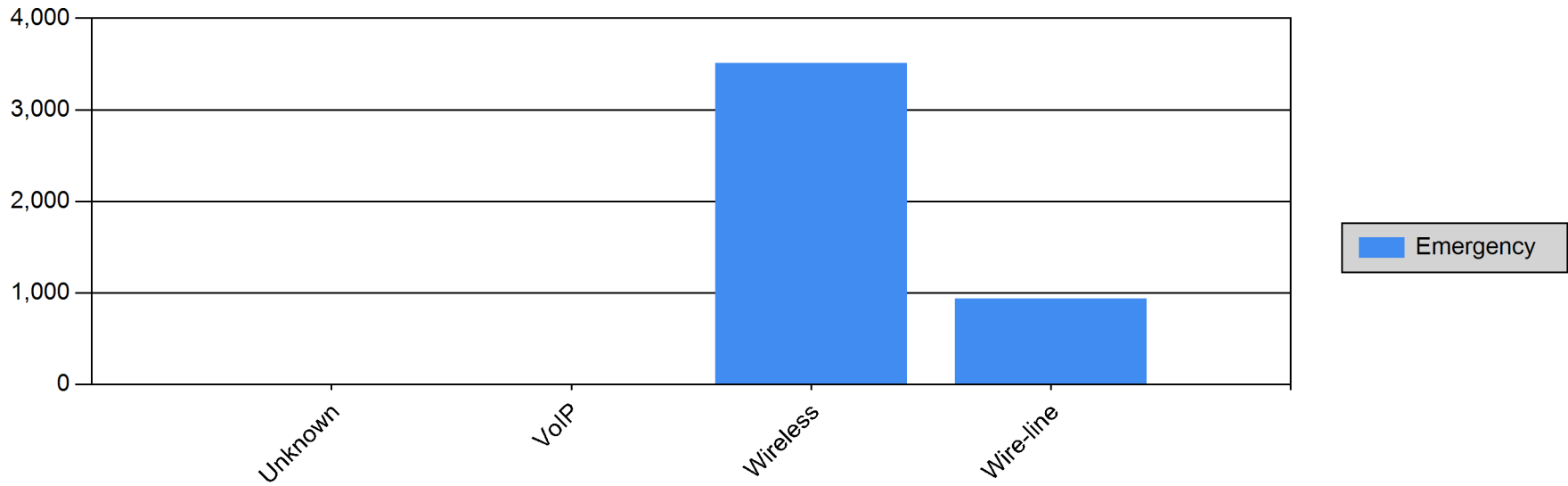
Grouping: Trunk

Date Range: 07/01/2016 12:00:00 AM - 07/31/2016 11:59:59 PM

Filter Criteria:

Summary Chart

Call Count by Call Service (Incoming)



Creation Date: 08/01/2016 11:22:44 AM

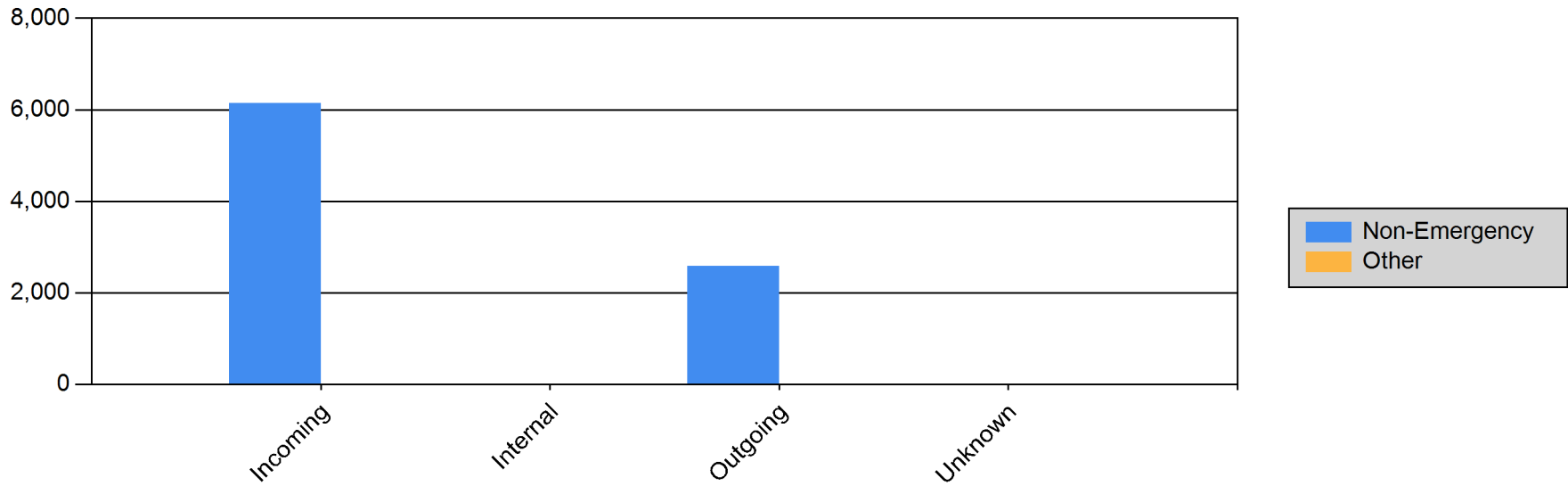
Grouping: Trunk

Date Range: 07/01/2016 12:00:00 AM - 07/31/2016 11:59:59 PM

Filter Criteria:

Summary Chart

Call Count by Call Origin



Creation Date: 08/01/2016 11:22:44 AM

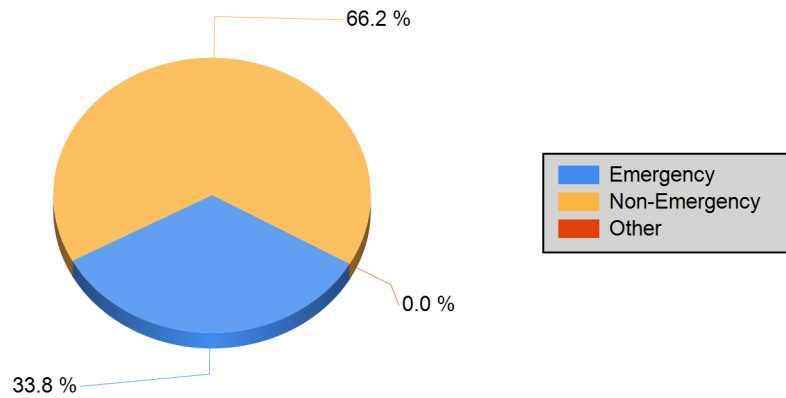
Grouping: Trunk

Date Range: 07/01/2016 12:00:00 AM - 07/31/2016 11:59:59 PM

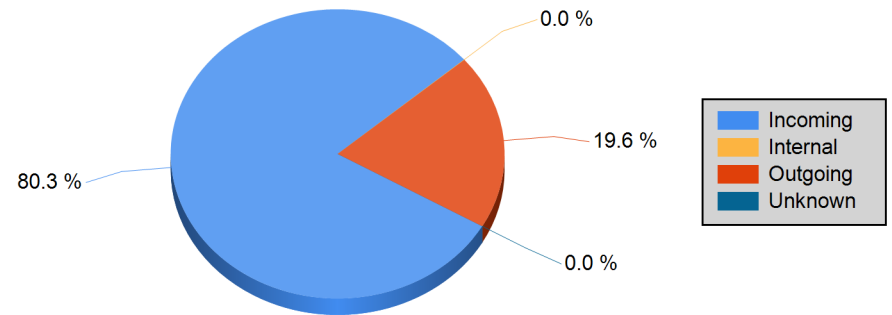
Filter Criteria:

Detail Chart

Call Count by Call Category



Call Count by Call Origin



Creation Date: 08/01/2016 11:22:44 AM

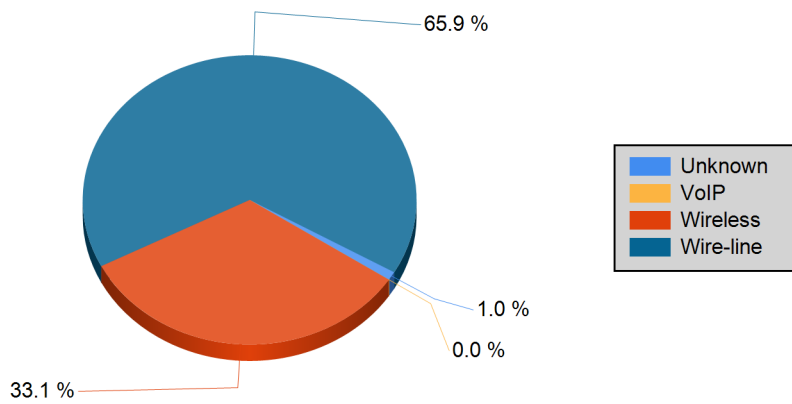
Grouping: Trunk

Date Range: 07/01/2016 12:00:00 AM - 07/31/2016 11:59:59 PM

Filter Criteria:

Detail Chart

Call Count by Call Service (Incoming)



Call Count by Call Type by Abandoned (Emergency)

