

Creation Date: 07/12/2016 08:06:02 AM

Grouping: Trunk

Date Range: 06/01/2016 12:00:00 AM - 06/30/2016 11:59:59 PM

Filter Criteria:

Summary Information

Trunk	Total Calls	Call Category			Call Origin				Call Service (Incoming Only)			
		Emergency	Non-Emergency	Other	Incoming	Internal	Outgoing	Unknown	Wire-line	Wireless	VoIP	Unknown
Total	13,109	4,456	8,653	0	10,755	3	2,351	0	7,146	3,488	0	121

Creation Date: 07/12/2016 08:06:02 AM

Grouping: Trunk

Date Range: 06/01/2016 12:00:00 AM - 06/30/2016 11:59:59 PM

Filter Criteria:

Summary Information

Trunk	Call Process (Excluding Internal)							
	Outgoing	Callback	Abandoned (Emergency)			Unanswered	Answered	
			Not Serviced	Serviced	Unserviceable		TDD	Voice
Total	2,193	158	17	189	3	118	2	10,426

Creation Date: 07/12/2016 08:06:02 AM

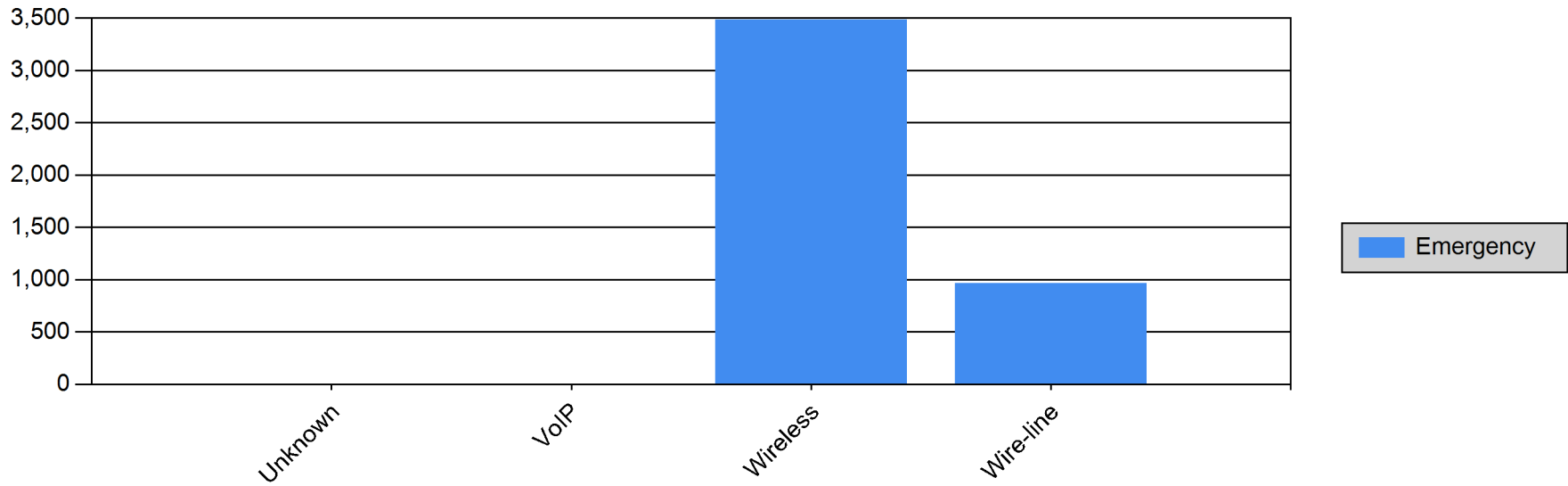
Grouping: Trunk

Date Range: 06/01/2016 12:00:00 AM - 06/30/2016 11:59:59 PM

Filter Criteria:

Summary Chart

Call Count by Call Service (Incoming)



Creation Date: 07/12/2016 08:06:02 AM

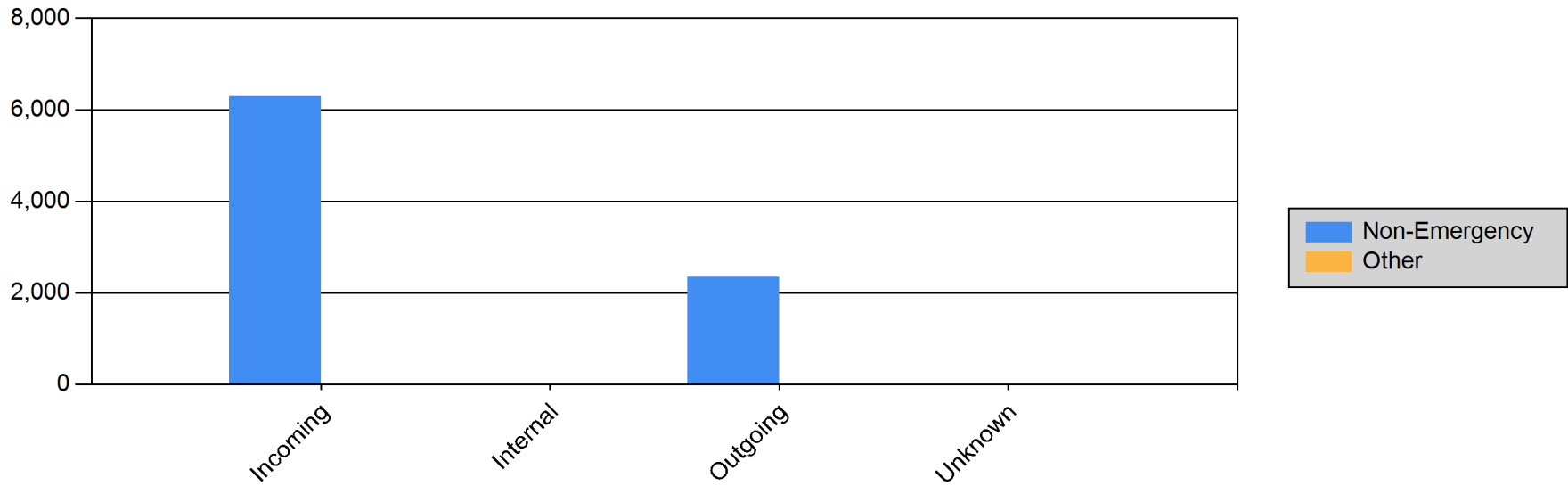
Grouping: Trunk

Date Range: 06/01/2016 12:00:00 AM - 06/30/2016 11:59:59 PM

Filter Criteria:

Summary Chart

Call Count by Call Origin



Creation Date: 07/12/2016 08:06:02 AM

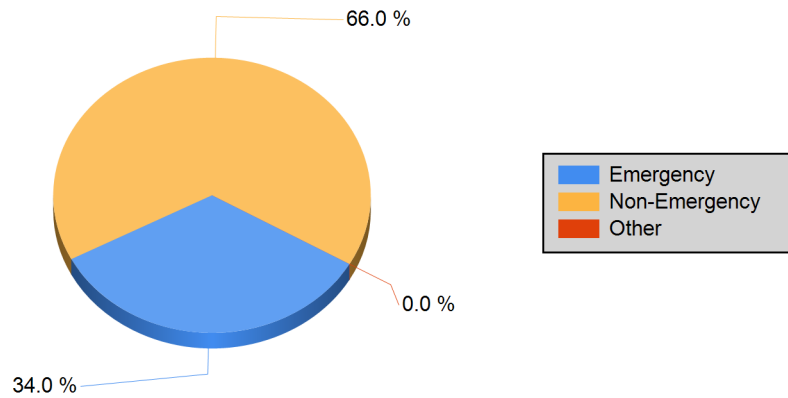
Grouping: Trunk

Date Range: 06/01/2016 12:00:00 AM - 06/30/2016 11:59:59 PM

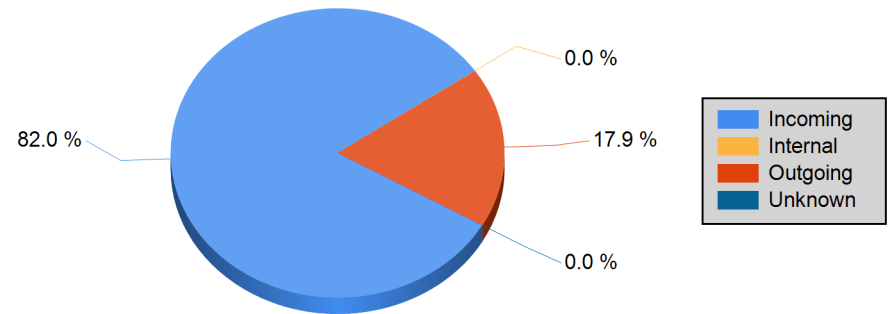
Filter Criteria:

Detail Chart

Call Count by Call Category



Call Count by Call Origin



Creation Date: 07/12/2016 08:06:02 AM

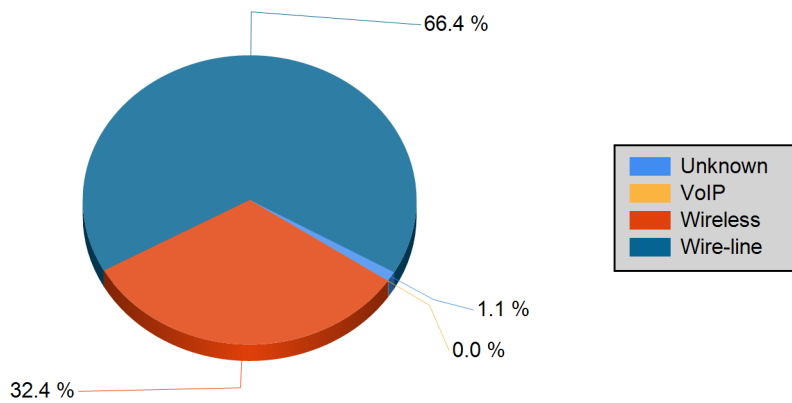
Grouping: Trunk

Date Range: 06/01/2016 12:00:00 AM - 06/30/2016 11:59:59 PM

Filter Criteria:

Detail Chart

Call Count by Call Service (Incoming)



Call Count by Call Type by Abandoned (Emergency)

