

Creation Date: 04/01/2016 07:06:00 AM

Grouping: Trunk

Date Range: 03/01/2016 12:00:00 AM - 03/31/2016 11:59:59 PM

Filter Criteria:

Summary Information

Trunk	Total Calls	Call Category			Call Origin				Call Service (Incoming Only)			
		Emergency	Non-Emergency	Other	Incoming	Internal	Outgoing	Unknown	Wire-line	Wireless	VoIP	Unknown
Total	11,506	3,777	7,729	0	9,361	9	2,136	0	6,322	2,886	0	153

Creation Date: 04/01/2016 07:06:00 AM

Grouping: Trunk

Date Range: 03/01/2016 12:00:00 AM - 03/31/2016 11:59:59 PM

Filter Criteria:

Summary Information

Trunk	Call Process (Excluding Internal)							
	Outgoing	Callback	Abandoned (Emergency)			Unanswered	Answered	
			Not Serviced	Serviced	Unserviceable		TDD	Voice
Total	1,997	139	25	155	3	150	7	9,021

For (Trunk)

Creation Date: 04/01/2016 07:06:00 AM

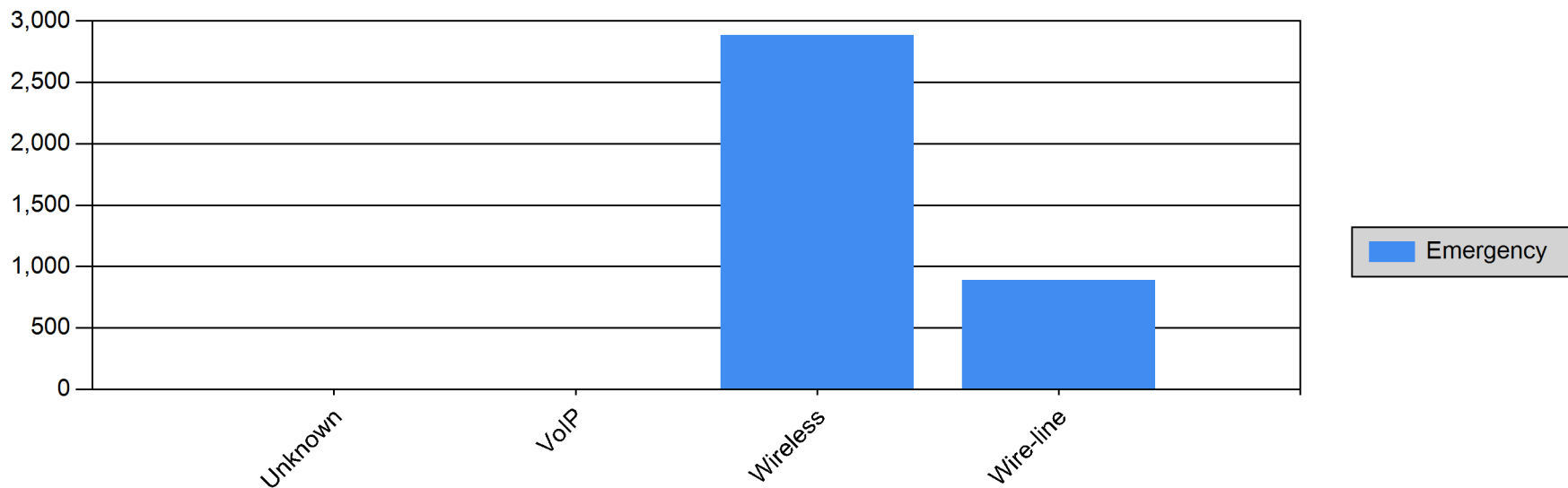
Grouping: Trunk

Date Range: 03/01/2016 12:00:00 AM - 03/31/2016 11:59:59 PM

Filter Criteria:

Summary Chart

Call Count by Call Service (Incoming)



Creation Date: 04/01/2016 07:06:00 AM

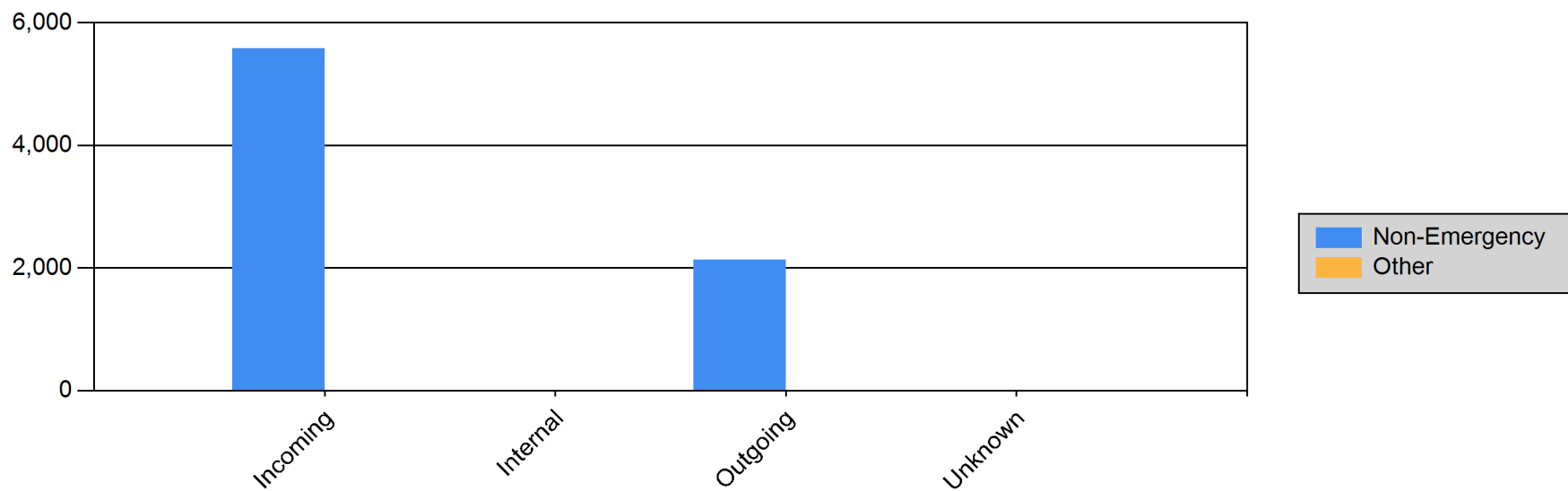
Grouping: Trunk

Date Range: 03/01/2016 12:00:00 AM - 03/31/2016 11:59:59 PM

Filter Criteria:

Summary Chart

Call Count by Call Origin



Creation Date: 04/01/2016 07:06:00 AM

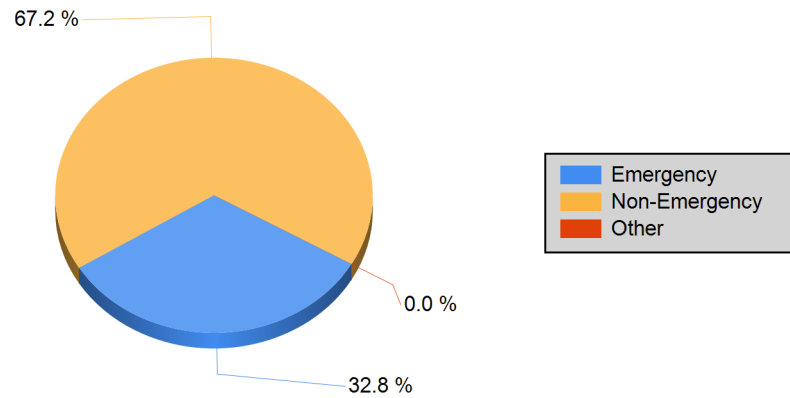
Grouping: Trunk

Date Range: 03/01/2016 12:00:00 AM - 03/31/2016 11:59:59 PM

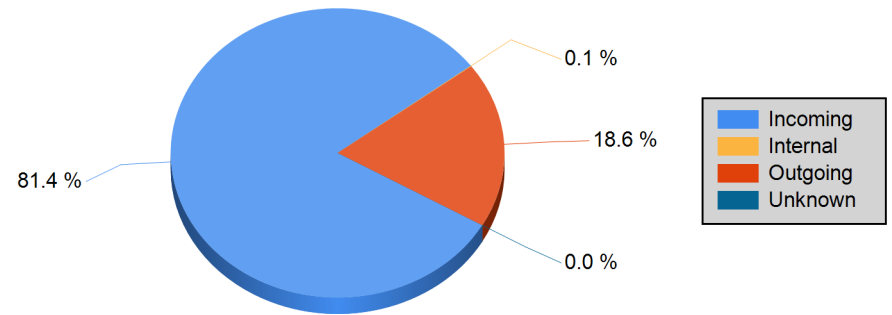
Filter Criteria:

Detail Chart

Call Count by Call Category



Call Count by Call Origin



Creation Date: 04/01/2016 07:06:00 AM

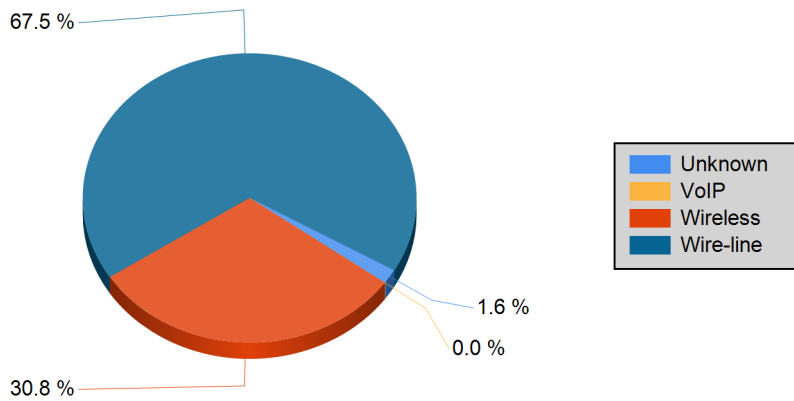
Grouping: Trunk

Date Range: 03/01/2016 12:00:00 AM - 03/31/2016 11:59:59 PM

Filter Criteria:

Detail Chart

Call Count by Call Service (Incoming)



Call Count by Call Type by Abandoned (Emergency)

