

Creation Date: 06/02/2016 11:54:11 AM

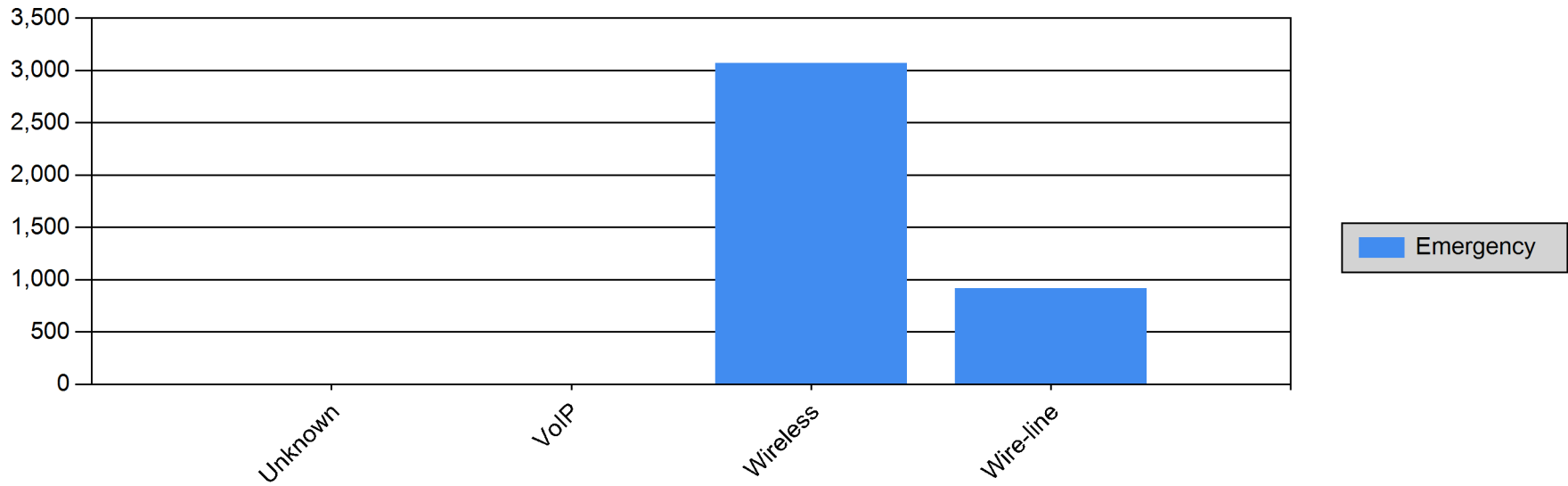
Grouping: Trunk

Date Range: 05/01/2016 12:00:00 AM - 05/31/2016 11:59:59 PM

Filter Criteria:

Summary Chart

Call Count by Call Service (Incoming)



Creation Date: 06/02/2016 11:54:11 AM

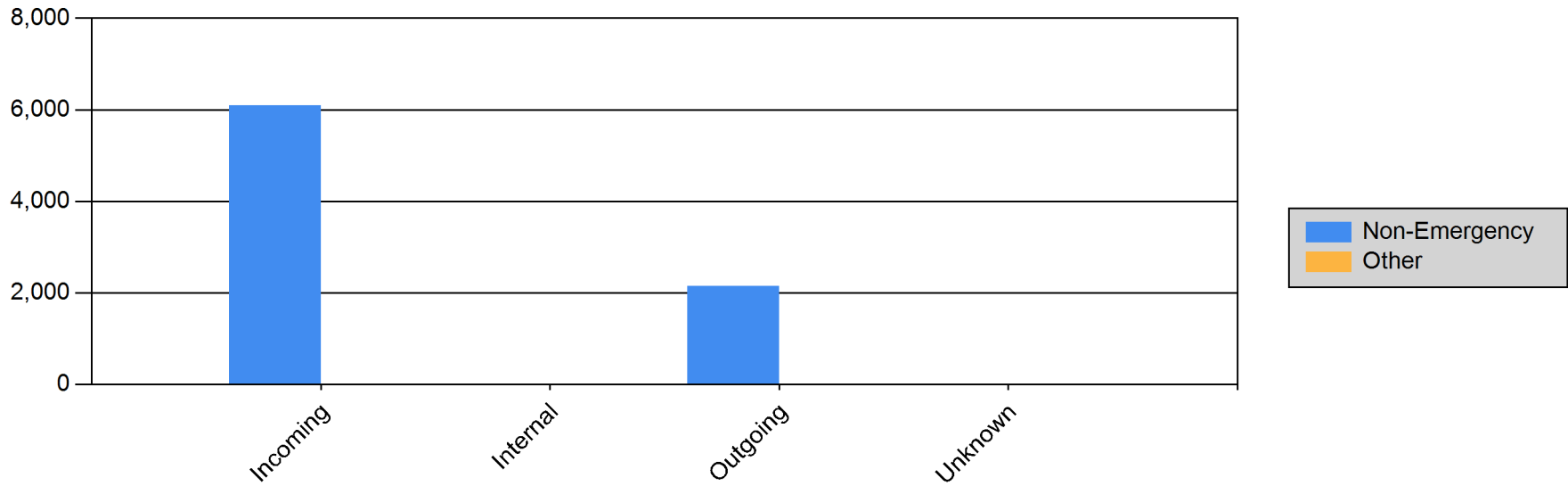
Grouping: Trunk

Date Range: 05/01/2016 12:00:00 AM - 05/31/2016 11:59:59 PM

Filter Criteria:

Summary Chart

Call Count by Call Origin



Creation Date: 06/02/2016 11:54:11 AM

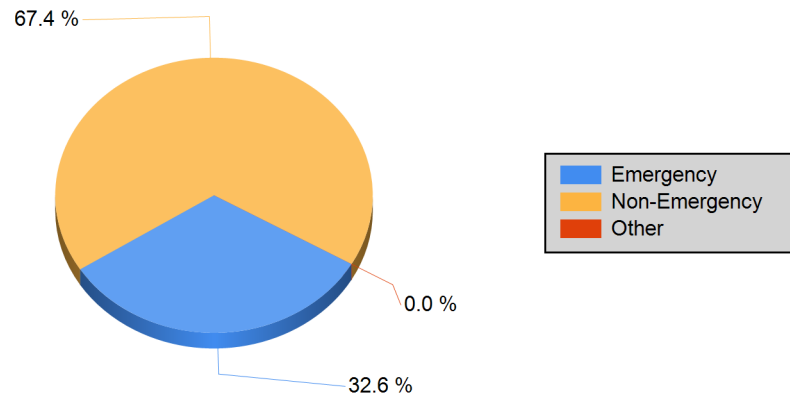
Grouping: Trunk

Date Range: 05/01/2016 12:00:00 AM - 05/31/2016 11:59:59 PM

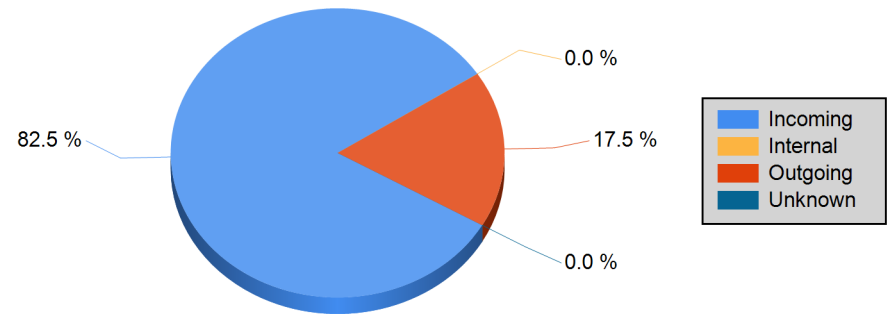
Filter Criteria:

Detail Chart

Call Count by Call Category



Call Count by Call Origin



Creation Date: 06/02/2016 11:54:11 AM

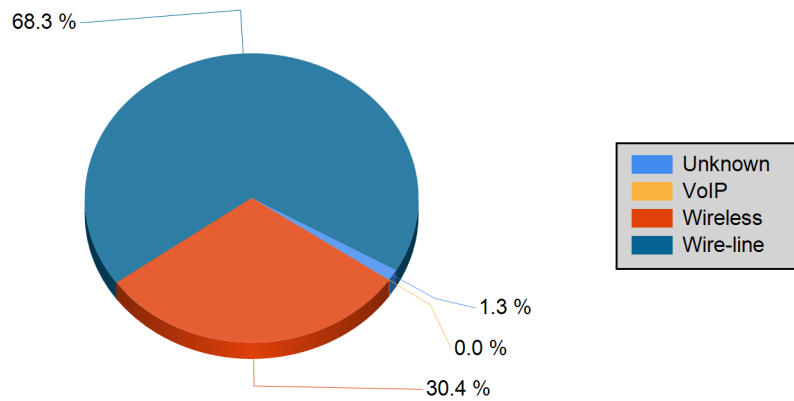
Grouping: Trunk

Date Range: 05/01/2016 12:00:00 AM - 05/31/2016 11:59:59 PM

Filter Criteria:

Detail Chart

Call Count by Call Service (Incoming)



Call Count by Call Type by Abandoned (Emergency)

