

Creation Date: 10/03/2016 09:15:40 AM

Grouping: Trunk

Date Range: 09/01/2016 12:00:00 AM - 09/30/2016 11:59:59 PM

Filter Criteria:

Summary Information

Trunk	Total Calls	Call Category			Call Origin				Call Service (Incoming Only)			
		Emergency	Non-Emergency	Other	Incoming	Internal	Outgoing	Unknown	Wire-line	Wireless	VoIP	Unknown
Total	12,267	3,930	8,337	0	9,976	5	2,286	0	6,805	3,015	0	156

Creation Date: 10/03/2016 09:15:40 AM

Grouping: Trunk

Date Range: 09/01/2016 12:00:00 AM - 09/30/2016 11:59:59 PM

Filter Criteria:

Summary Information

Trunk	Call Process (Excluding Internal)							
	Outgoing	Callback	Abandoned (Emergency)			Unanswered	Answered	
			Not Serviced	Serviced	Unserviceable		TDD	Voice
Total	2,151	135	18	159	0	156	2	9,641

Creation Date: 10/03/2016 09:15:40 AM

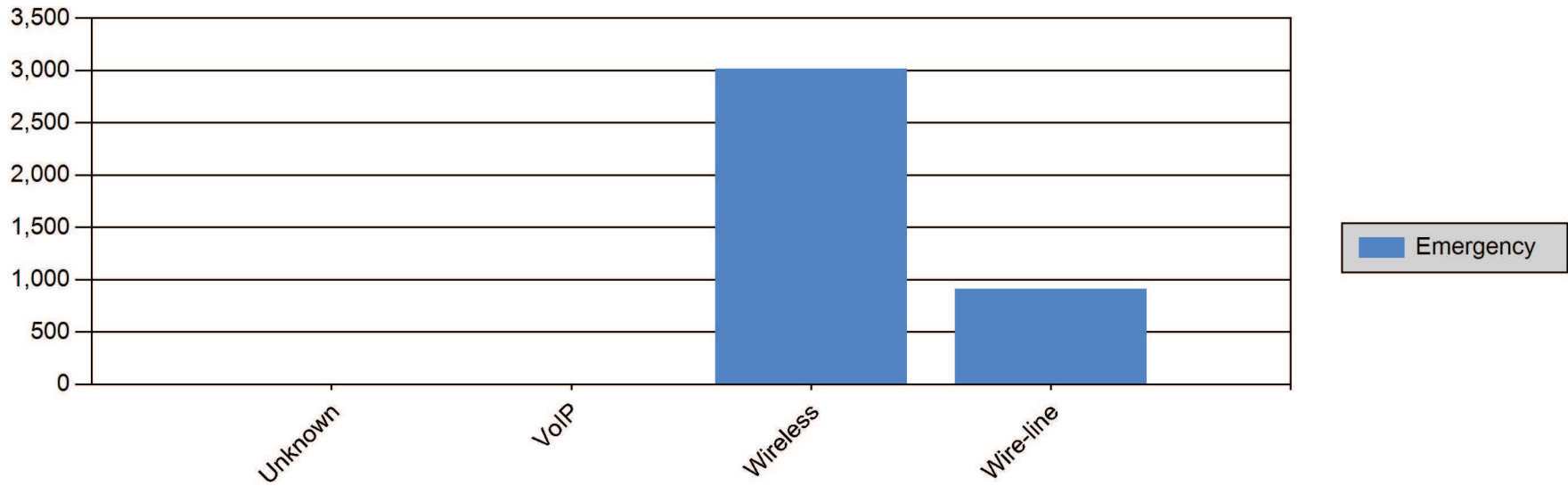
Grouping: Trunk

Date Range: 09/01/2016 12:00:00 AM - 09/30/2016 11:59:59 PM

Filter Criteria:

Summary Chart

Call Count by Call Service (Incoming)



Creation Date: 10/03/2016 09:15:40 AM

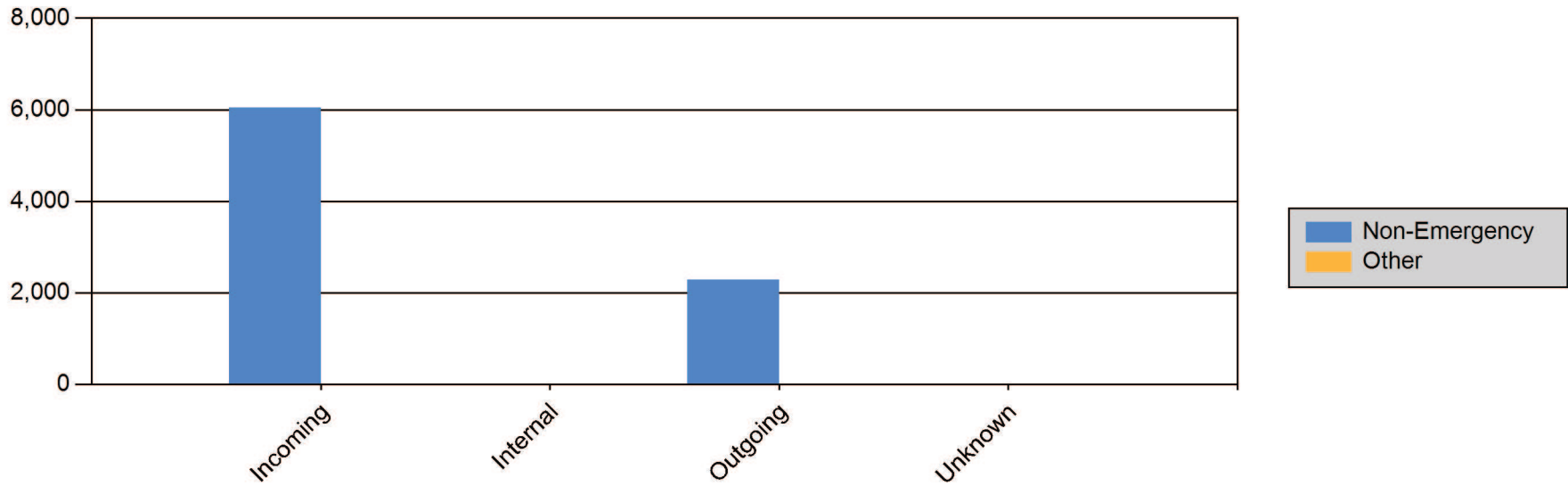
Grouping: Trunk

Date Range: 09/01/2016 12:00:00 AM - 09/30/2016 11:59:59 PM

Filter Criteria:

Summary Chart

Call Count by Call Origin



Creation Date: 10/03/2016 09:15:40 AM

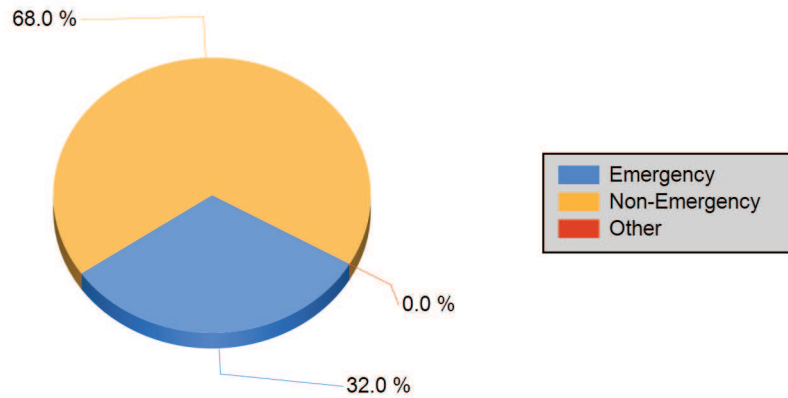
Grouping: Trunk

Date Range: 09/01/2016 12:00:00 AM - 09/30/2016 11:59:59 PM

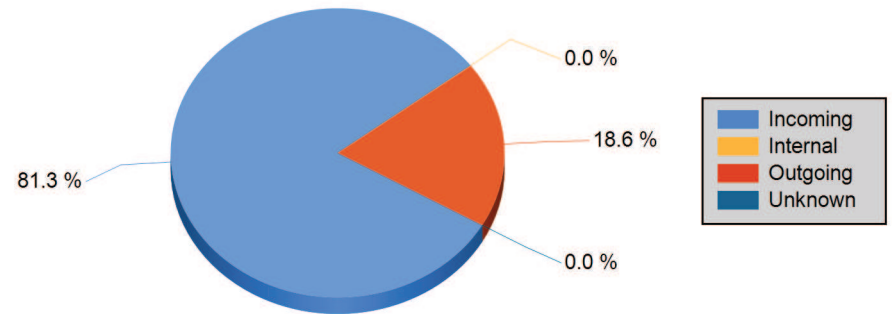
Filter Criteria:

Detail Chart

Call Count by Call Category



Call Count by Call Origin



Creation Date: 10/03/2016 09:15:40 AM

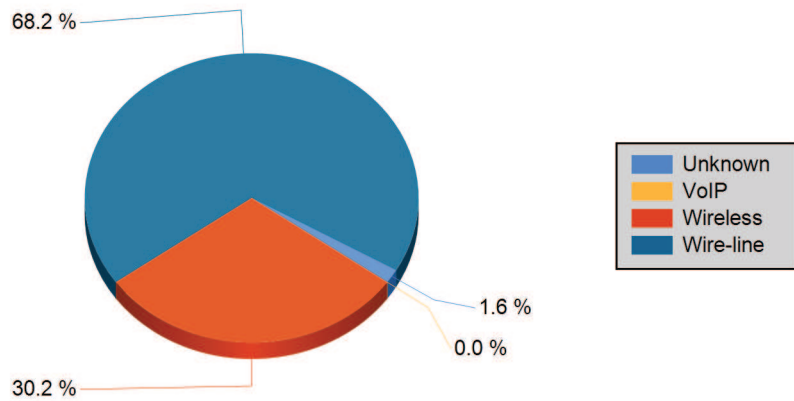
Grouping: Trunk

Date Range: 09/01/2016 12:00:00 AM - 09/30/2016 11:59:59 PM

Filter Criteria:

Detail Chart

Call Count by Call Service (Incoming)



Call Count by Call Type by Abandoned (Emergency)

