

Creation Date: 01/04/2016 07:19:52 AM

Grouping: Trunk

Date Range: 12/01/2015 12:00:00 AM - 12/31/2015 11:59:59 PM

Filter Criteria:

### Summary Information

Trunk	Total Calls	Call Category			Call Origin				Call Service (Incoming Only)			
		Emergency	Non-Emergency	Other	Incoming	Internal	Outgoing	Unknown	Wire-line	Wireless	VoIP	Unknown
<b>Total</b>	11,274	3,943	7,331	0	9,059	7	2,208	0	5,881	3,046	5	127

Creation Date: 01/04/2016 07:19:52 AM

Grouping: Trunk

Date Range: 12/01/2015 12:00:00 AM - 12/31/2015 11:59:59 PM

Filter Criteria:

### Summary Information

Trunk	Call Process (Excluding Internal)							
	Outgoing	Callback	Abandoned (Emergency)			Unanswered	Answered	
			Not Serviced	Serviced	Unserviceable		TDD	Voice
<b>Total</b>	2,039	169	11	191	4	123	0	8,730

Creation Date: 01/04/2016 07:19:52 AM

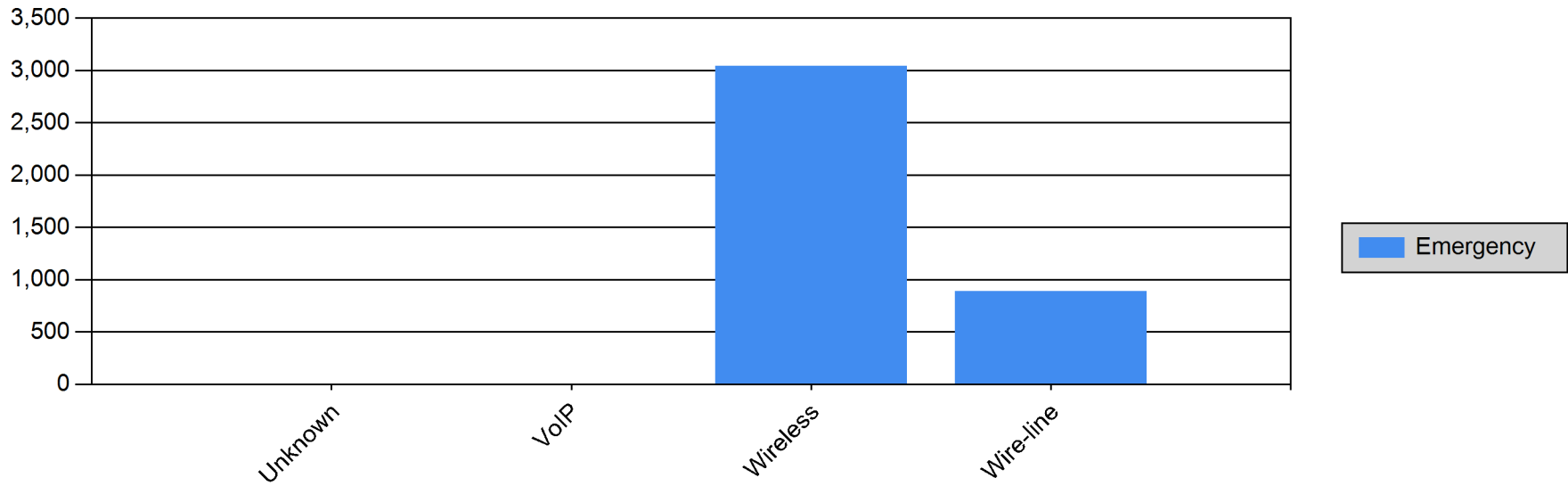
Grouping: Trunk

Date Range: 12/01/2015 12:00:00 AM - 12/31/2015 11:59:59 PM

Filter Criteria:

### Summary Chart

#### Call Count by Call Service (Incoming)



Creation Date: 01/04/2016 07:19:52 AM

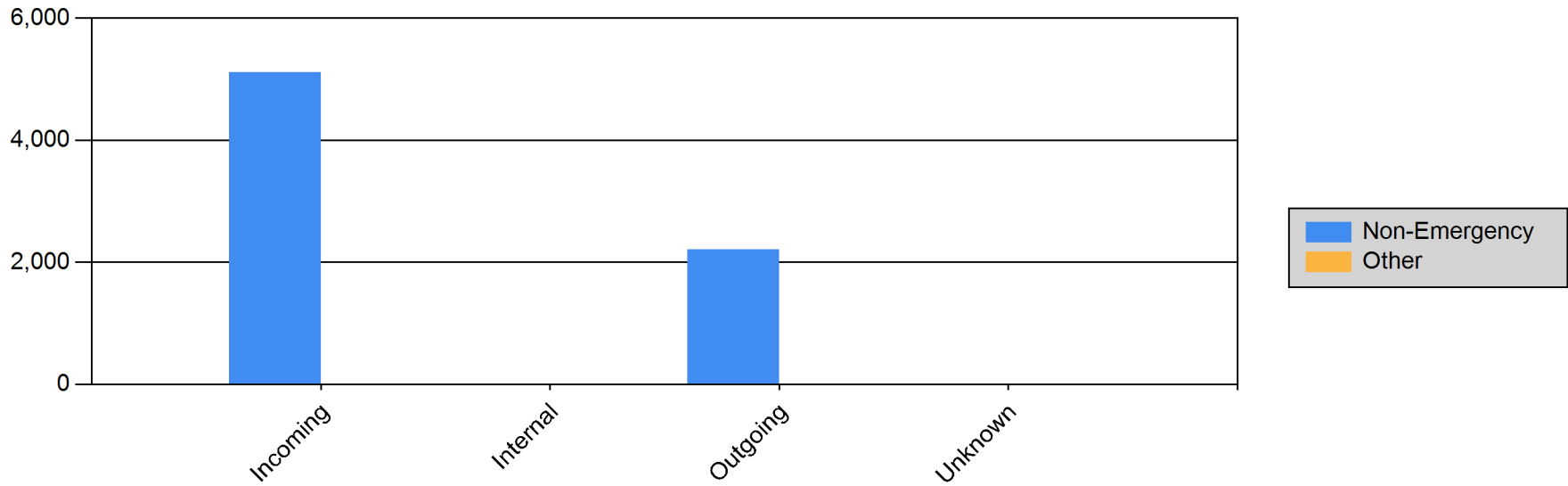
Grouping: Trunk

Date Range: 12/01/2015 12:00:00 AM - 12/31/2015 11:59:59 PM

Filter Criteria:

### Summary Chart

#### Call Count by Call Origin



Creation Date: 01/04/2016 07:19:52 AM

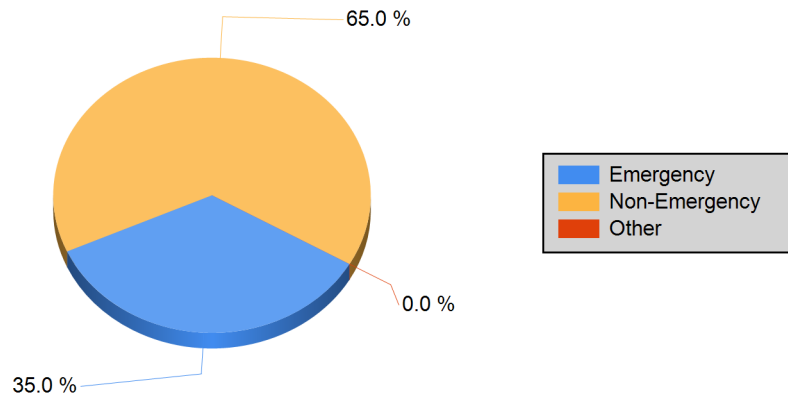
Grouping: Trunk

Date Range: 12/01/2015 12:00:00 AM - 12/31/2015 11:59:59 PM

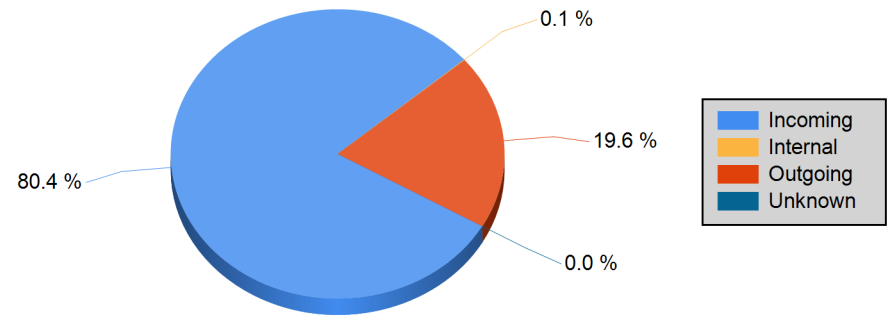
Filter Criteria:

### Detail Chart

#### Call Count by Call Category



#### Call Count by Call Origin



Creation Date: 01/04/2016 07:19:52 AM

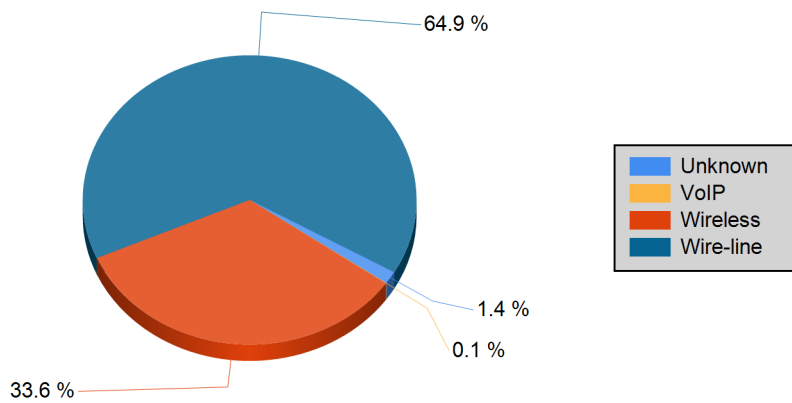
Grouping: Trunk

Date Range: 12/01/2015 12:00:00 AM - 12/31/2015 11:59:59 PM

Filter Criteria:

### Detail Chart

#### Call Count by Call Service (Incoming)



#### Call Count by Call Type by Abandoned (Emergency)

