

Creation Date: 08/03/2015 07:04:34 AM

Grouping: Trunk

Date Range: 07/01/2015 12:00:00 AM - 07/31/2015 11:59:59 PM

Filter Criteria:

Summary Information

Trunk	Total Calls	Call Category			Call Origin			Call Service (Incoming Only)				
		Emergency	Non-Emergency	Other	Incoming	Internal	Outgoing	Unknown	Wire-line	Wireless	VoIP	Unknown
Total	12,919	4,139	8,780	0	10,375	17	2,520	7	6,817	3,152	214	192

Creation Date: 08/03/2015 07:04:34 AM

Grouping: Trunk

Date Range: 07/01/2015 12:00:00 AM - 07/31/2015 11:59:59 PM

Filter Criteria:

Summary Information

Trunk	Outgoing	Callback	Abandoned (Emergency)			Unanswered		Answered		Total
			Not Serviced	Serviced	Unserviceable	TDD	Voice			
Total	2,339	181	14	203	2	190	2	2	9,964	

Creation Date: 08/03/2015 07:04:34 AM

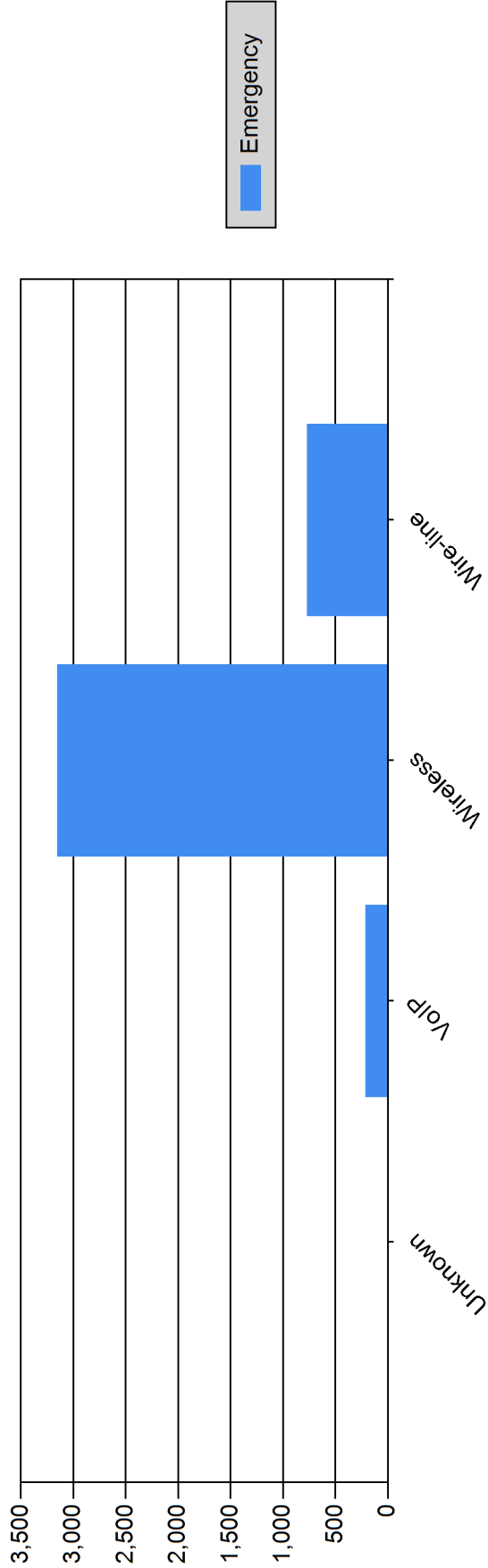
Grouping: Trunk

Date Range: 07/01/2015 12:00:00 AM - 07/31/2015 11:59:59 PM

Filter Criteria:

Summary Chart

Call Count by Call Service (Incoming)



Creation Date: 08/03/2015 07:04:34 AM

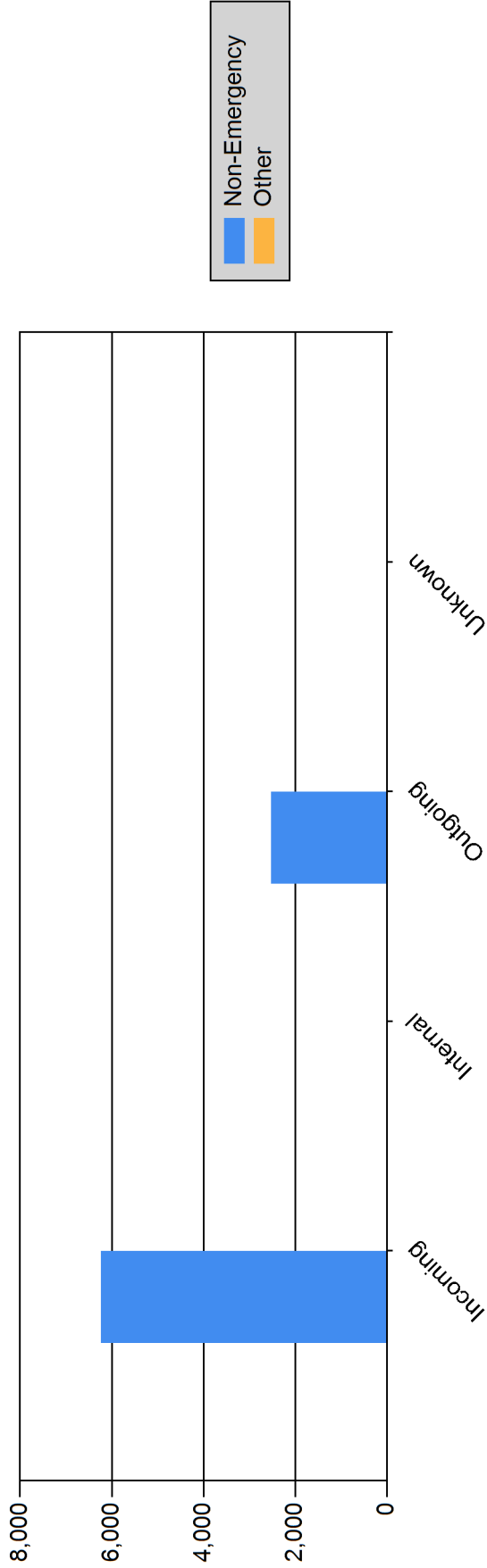
Grouping: Trunk

Date Range: 07/01/2015 12:00:00 AM - 07/31/2015 11:59:59 PM

Filter Criteria:

Summary Chart

Call Count by Call Origin



Creation Date: 08/03/2015 07:04:34 AM

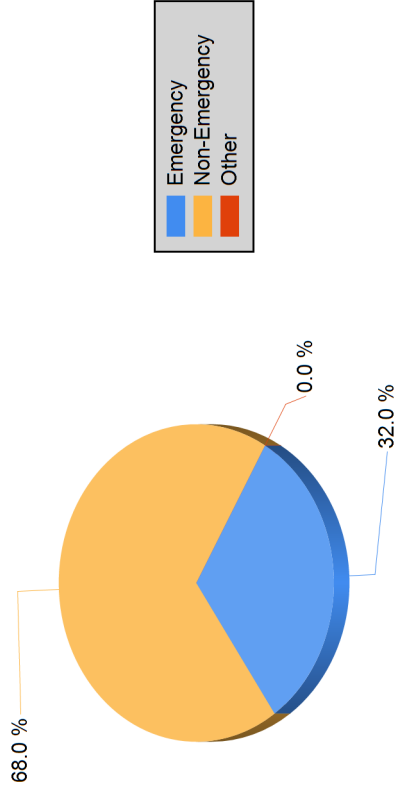
Grouping: Trunk

Date Range: 07/01/2015 12:00:00 AM - 07/31/2015 11:59:59 PM

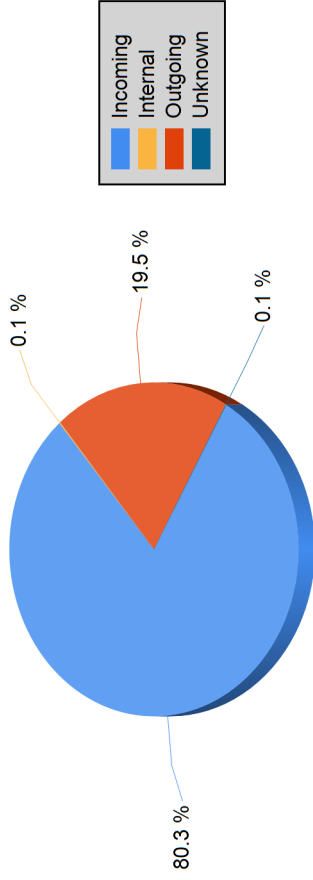
Filter Criteria:

Detail Chart

Call Count by Call Category



Call Count by Call Origin



Creation Date: 08/03/2015 07:04:34 AM

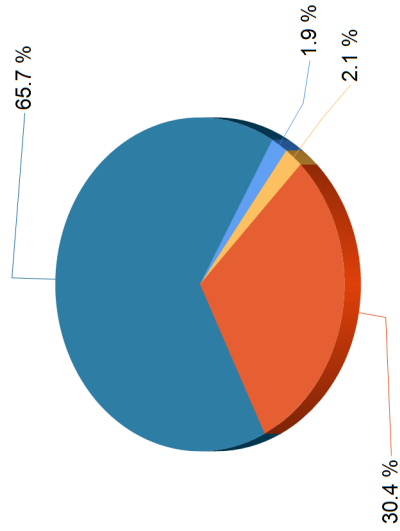
Grouping: Trunk

Date Range: 07/01/2015 12:00:00 AM - 07/31/2015 11:59:59 PM

Filter Criteria:

Detail Chart

Call Count by Call Service (Incoming)



Call Count by Call Type by Abandoned (Emergency)

