

Creation Date: 06/01/2015 06:28:48 AM

Grouping: Trunk

Date Range: 05/01/2015 12:00:00 AM - 05/31/2015 11:59:59 PM

Filter Criteria:

Summary Information

Trunk	Total Calls	Call Category			Call Origin				Call Service (Incoming Only)			
		Emergency	Non-Emergency	Other	Incoming	Internal	Outgoing	Unknown	Wire-line	Wireless	VoIP	Unknown
Total	11,758	3,872	7,886	0	9,555	3	2,198	2	6,263	2,957	178	157

Creation Date: 06/01/2015 06:28:48 AM

Grouping: Trunk

Date Range: 05/01/2015 12:00:00 AM - 05/31/2015 11:59:59 PM

Filter Criteria:

Summary Information

Trunk	Call Process (Excluding Internal)							
	Outgoing	Callback	Abandoned (Emergency)			Unanswered	Answered	
			Not Serviced	Serviced	Unserviceable		TDD	Voice
Total	2,059	139	12	155	0	157	0	9,231

Creation Date: 06/01/2015 06:28:48 AM

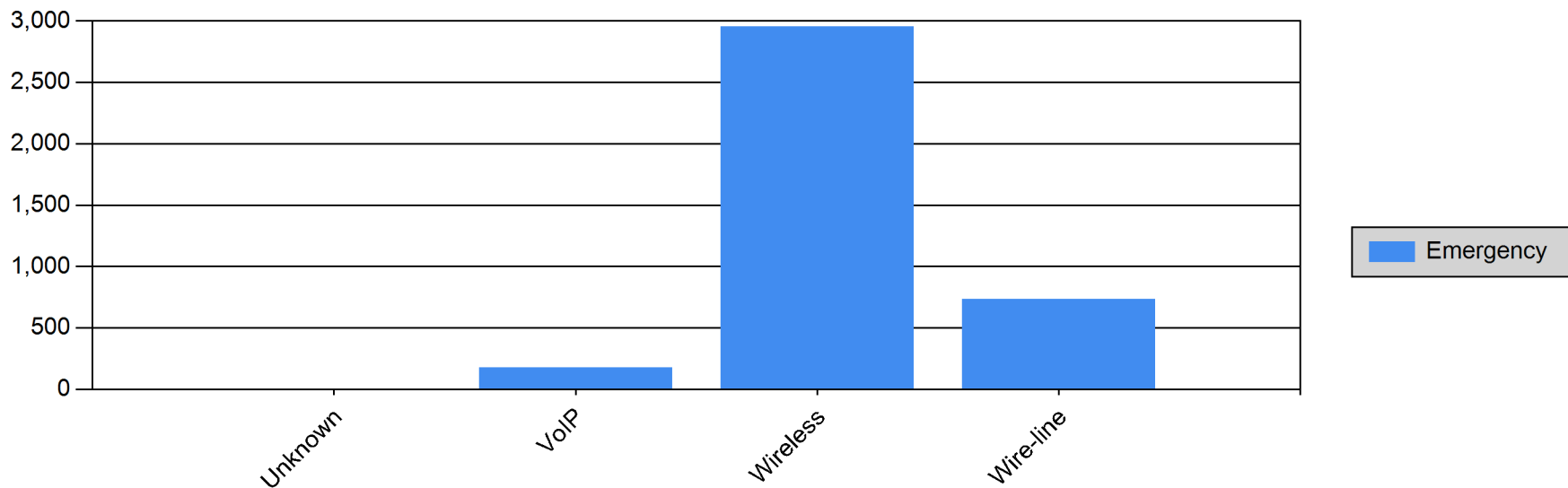
Grouping: Trunk

Date Range: 05/01/2015 12:00:00 AM - 05/31/2015 11:59:59 PM

Filter Criteria:

Summary Chart

Call Count by Call Service (Incoming)



Creation Date: 06/01/2015 06:28:48 AM

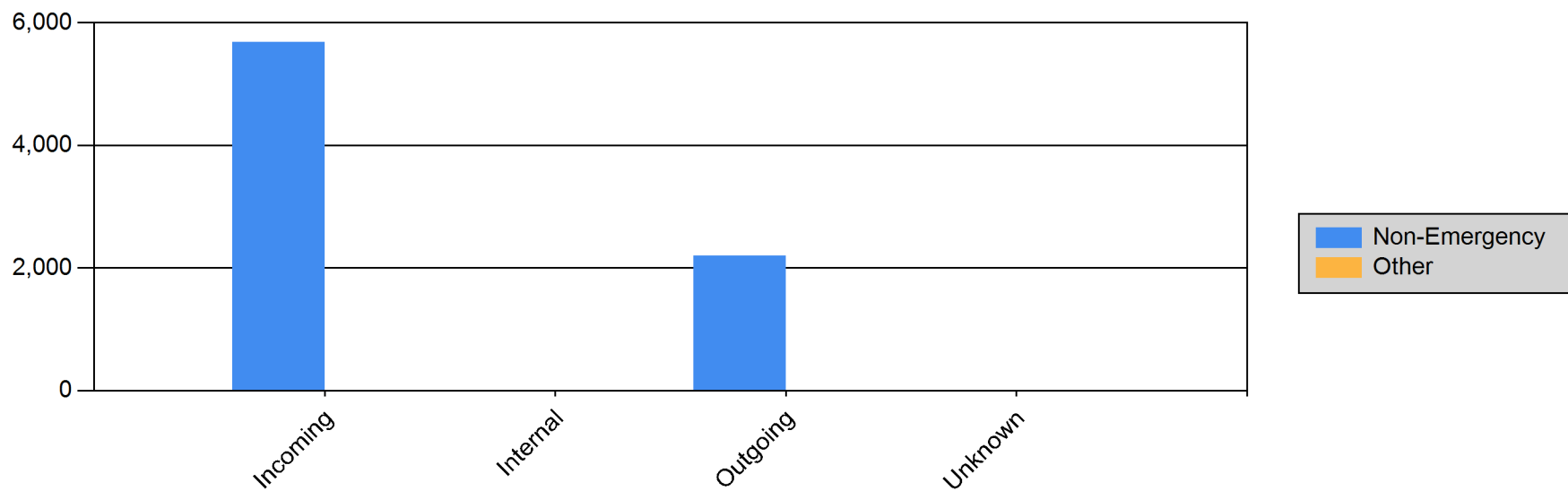
Grouping: Trunk

Date Range: 05/01/2015 12:00:00 AM - 05/31/2015 11:59:59 PM

Filter Criteria:

Summary Chart

Call Count by Call Origin



Creation Date: 06/01/2015 06:28:48 AM

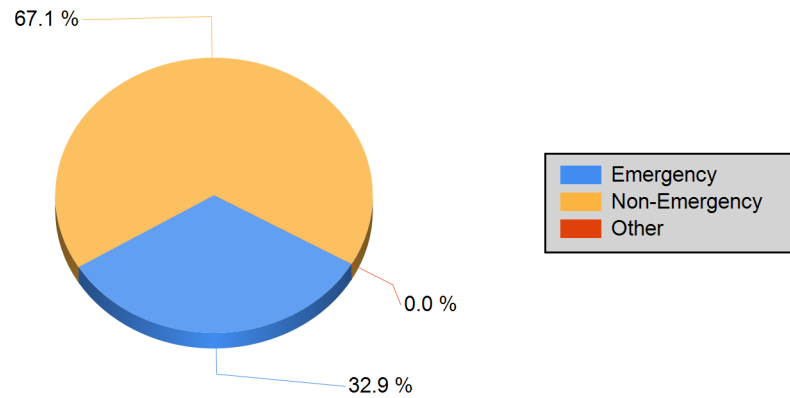
Grouping: Trunk

Date Range: 05/01/2015 12:00:00 AM - 05/31/2015 11:59:59 PM

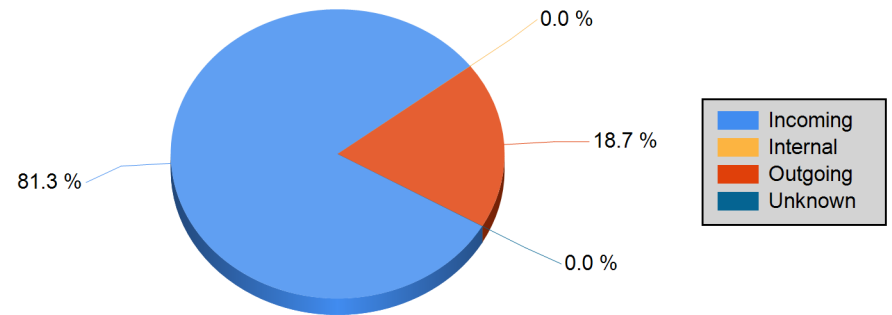
Filter Criteria:

Detail Chart

Call Count by Call Category



Call Count by Call Origin



Creation Date: 06/01/2015 06:28:48 AM

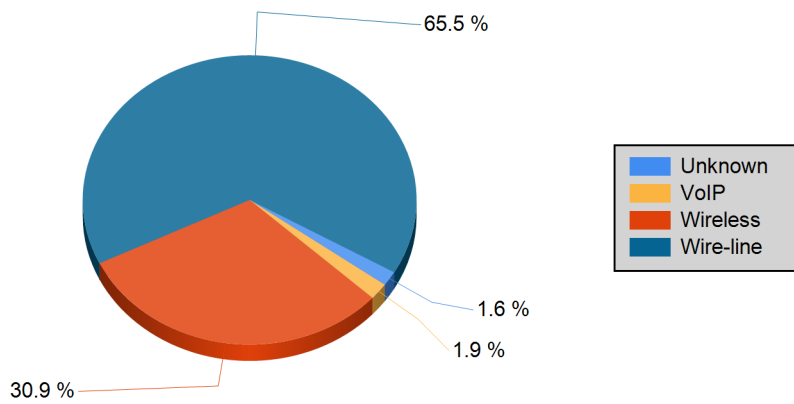
Grouping: Trunk

Date Range: 05/01/2015 12:00:00 AM - 05/31/2015 11:59:59 PM

Filter Criteria:

Detail Chart

Call Count by Call Service (Incoming)



Call Count by Call Type by Abandoned (Emergency)

