

Creation Date: 11/12/2015 02:54:52 PM

Grouping: Trunk Line

Date Range: 10/01/2015 12:00:00 AM - 10/31/2015 11:59:59 PM

Filter Criteria:

### Summary Information

Trunk Line	Total Calls	Call Category			Call Origin				Call Service (Incoming Only)			
		Emergency	Non-Emergency	Other	Incoming	Internal	Outgoing	Unknown	Wire-line	Wireless	VoIP	Unknown
<b>Total</b>	12,224	4,016	8,208	0	9,968	8	2,245	3	6,481	3,158	169	160

Creation Date: 11/12/2015 02:54:52 PM

Grouping: Trunk Line

Date Range: 10/01/2015 12:00:00 AM - 10/31/2015 11:59:59 PM

Filter Criteria:

### Summary Information

Trunk Line	Call Process (Excluding Internal)							
	Outgoing	Callback	Abandoned (Emergency)			Unanswered	Answered	
			Not Serviced	Serviced	Unserviceable		TDD	Voice
<b>Total</b>	2,066	179	20	206	0	160	3	9,579

Creation Date: 11/12/2015 02:54:52 PM

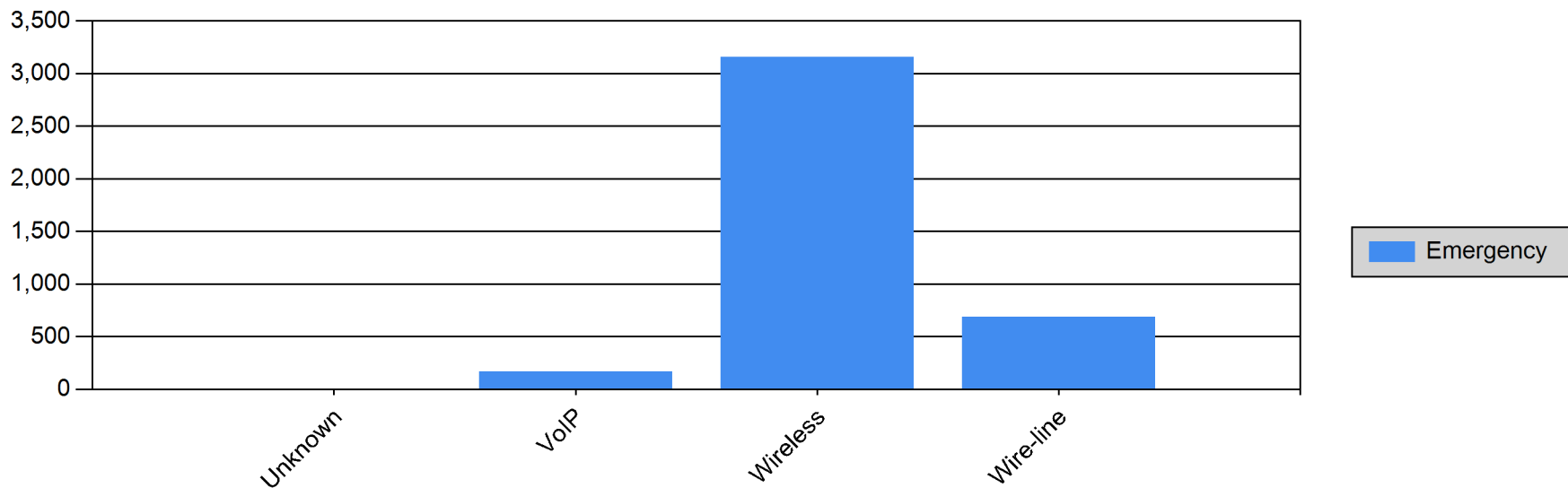
Grouping: Trunk Line

Date Range: 10/01/2015 12:00:00 AM - 10/31/2015 11:59:59 PM

Filter Criteria:

### Summary Chart

#### Call Count by Call Service (Incoming)



Creation Date: 11/12/2015 02:54:52 PM

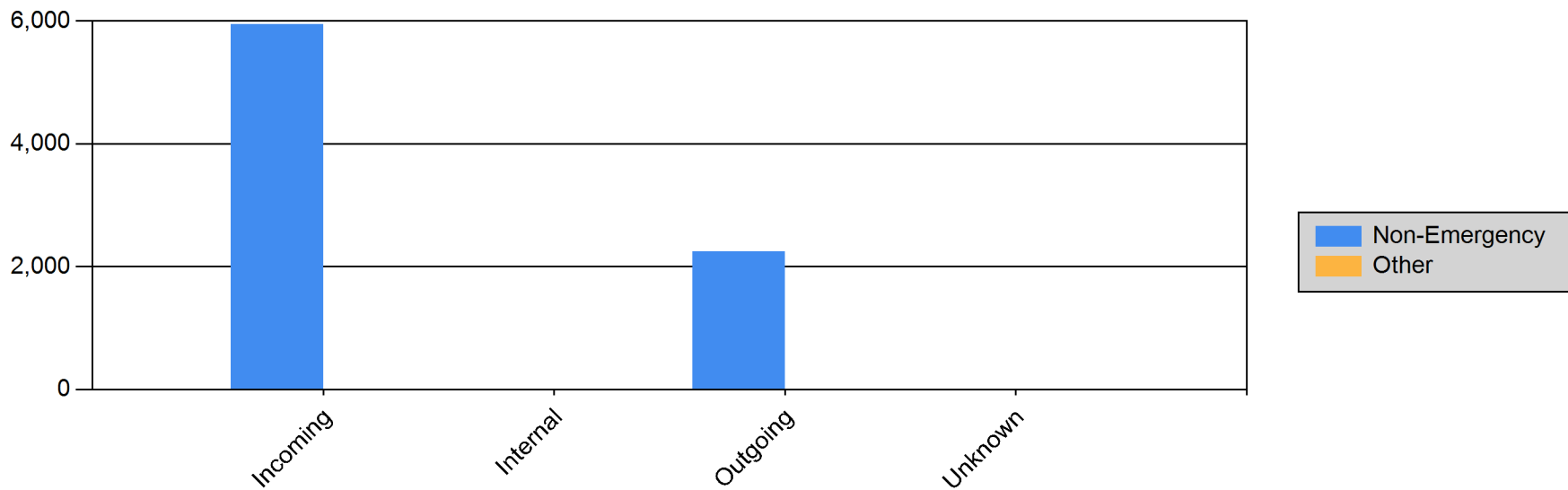
Grouping: Trunk Line

Date Range: 10/01/2015 12:00:00 AM - 10/31/2015 11:59:59 PM

Filter Criteria:

### Summary Chart

#### Call Count by Call Origin



Creation Date: 11/12/2015 02:54:52 PM

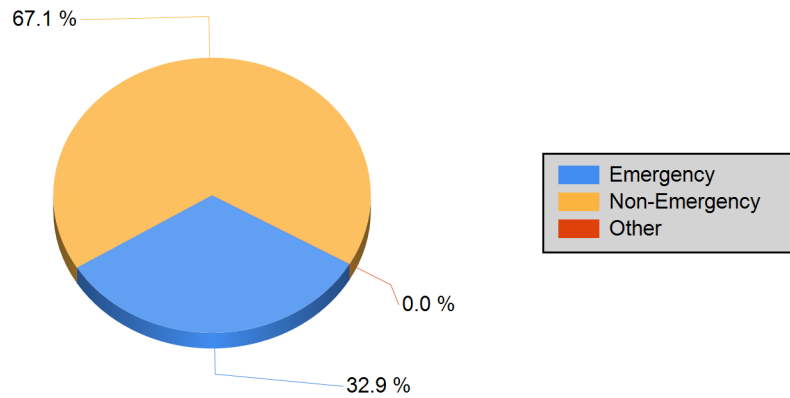
Grouping: Trunk Line

Date Range: 10/01/2015 12:00:00 AM - 10/31/2015 11:59:59 PM

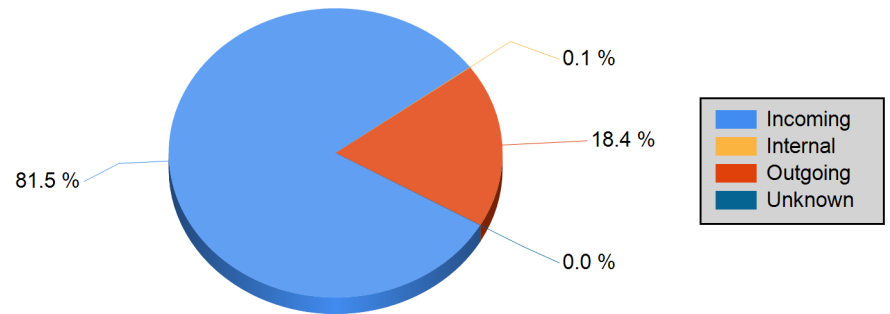
Filter Criteria:

### Detail Chart

#### Call Count by Call Category



#### Call Count by Call Origin



Creation Date: 11/12/2015 02:54:52 PM

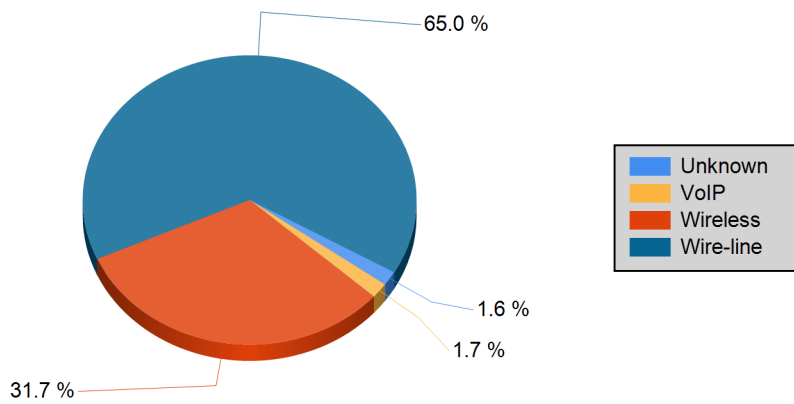
Grouping: Trunk Line

Date Range: 10/01/2015 12:00:00 AM - 10/31/2015 11:59:59 PM

Filter Criteria:

### Detail Chart

#### Call Count by Call Service (Incoming)



#### Call Count by Call Type by Abandoned (Emergency)

