

Creation Date: 01/02/2018 07:48:32 AM

Grouping: Trunk

Date Range: 12/01/2017 12:00:00 AM - 12/31/2017 11:59:59 PM

Filter Criteria:

### Summary Information

Trunk	Total Calls	Call Category			Call Origin				Call Service (Incoming Only)			
		Emergency	Non-Emergency	Other	Incoming	Internal	Outgoing	Unknown	Wire-line	Wireless	VoIP	Unknown
<b>Total</b>	11,517	4,027	7,490	0	9,296	0	2,218	3	5,671	3,273	207	145

Creation Date: 01/02/2018 07:48:32 AM

Grouping: Trunk

Date Range: 12/01/2017 12:00:00 AM - 12/31/2017 11:59:59 PM

Filter Criteria:

### Summary Information

Trunk	Call Process (Excluding Internal)							
	Outgoing	Callback	Abandoned (Emergency)			Unanswered	Answered	
			Not Serviced	Serviced	Unserviceable		TDD	Voice
<b>Total</b>	2,053	165	10	205	0	145	0	8,936

Creation Date: 01/02/2018 07:48:32 AM

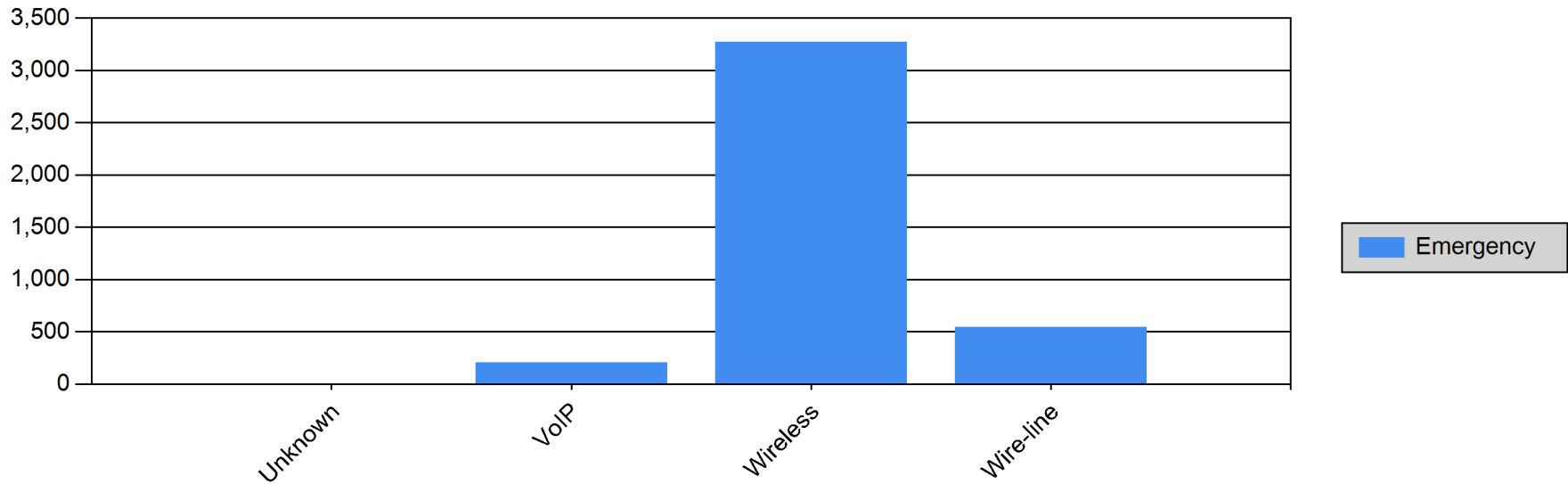
Grouping: Trunk

Date Range: 12/01/2017 12:00:00 AM - 12/31/2017 11:59:59 PM

Filter Criteria:

### Summary Chart

#### Call Count by Call Service (Incoming)



Creation Date: 01/02/2018 07:48:32 AM

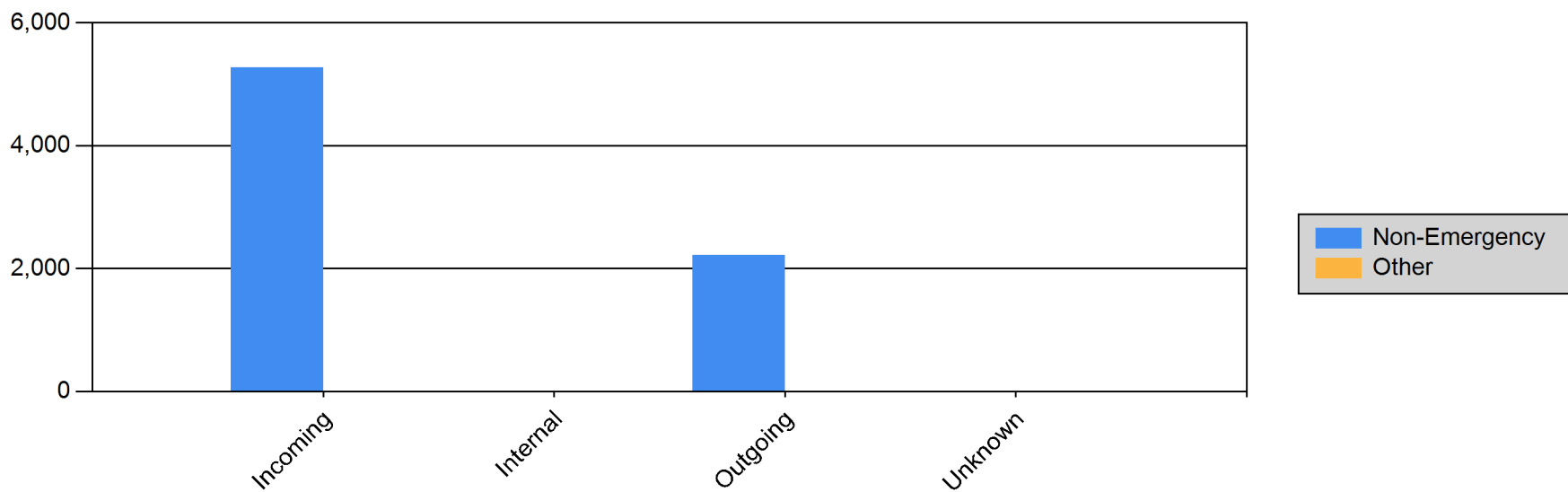
Grouping: Trunk

Date Range: 12/01/2017 12:00:00 AM - 12/31/2017 11:59:59 PM

Filter Criteria:

### Summary Chart

#### Call Count by Call Origin



Creation Date: 01/02/2018 07:48:32 AM

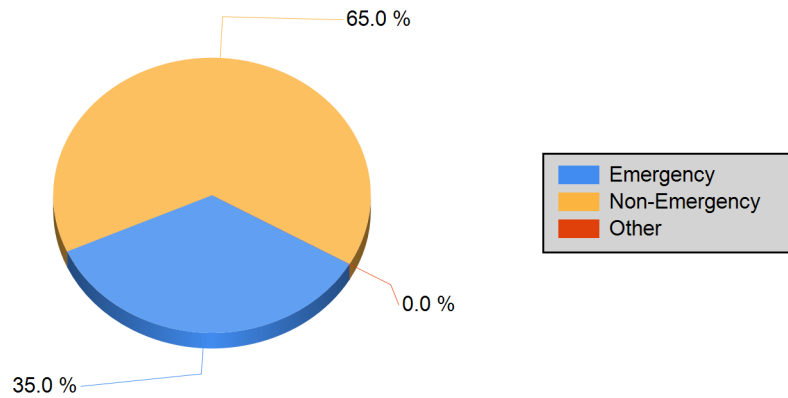
Grouping: Trunk

Date Range: 12/01/2017 12:00:00 AM - 12/31/2017 11:59:59 PM

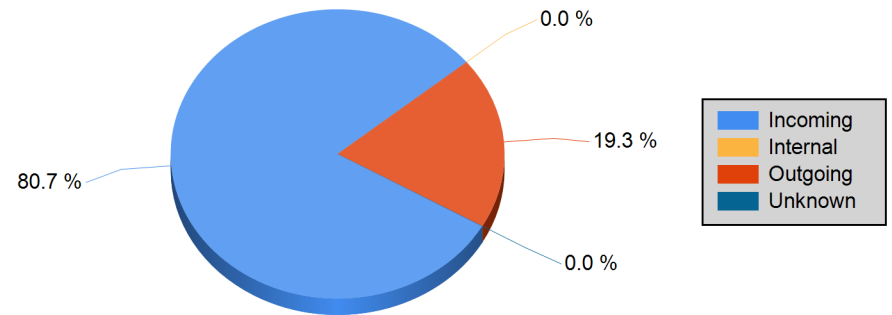
Filter Criteria:

### Detail Chart

#### Call Count by Call Category



#### Call Count by Call Origin



Creation Date: 01/02/2018 07:48:32 AM

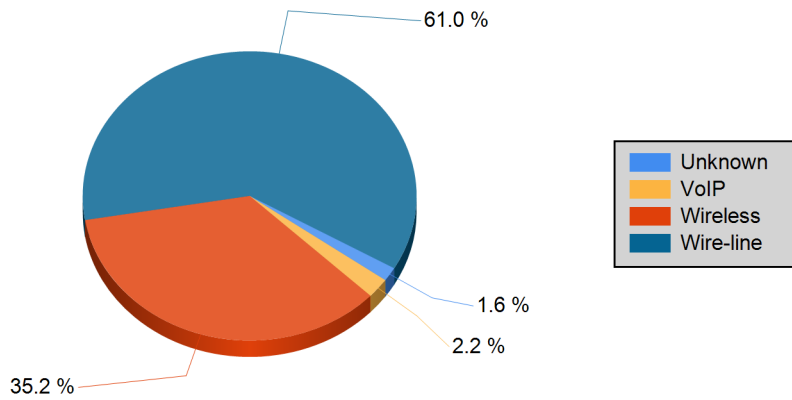
Grouping: Trunk

Date Range: 12/01/2017 12:00:00 AM - 12/31/2017 11:59:59 PM

Filter Criteria:

### Detail Chart

#### Call Count by Call Service (Incoming)



#### Call Count by Call Type by Abandoned (Emergency)

