

Creation Date: 02/01/2017 07:50:16 AM

Grouping: Trunk

Date Range: 01/01/2017 12:00:00 AM - 01/31/2017 11:59:59 PM

Filter Criteria:

Summary Information

Trunk	Total Calls	Call Category			Call Origin				Call Service (Incoming Only)			
		Emergency	Non-Emergency	Other	Incoming	Internal	Outgoing	Unknown	Wire-line	Wireless	VoIP	Unknown
Total	11,283	3,721	7,562	0	9,052	6	2,225	0	6,070	2,870	0	112

Creation Date: 02/01/2017 07:50:16 AM

Grouping: Trunk

Date Range: 01/01/2017 12:00:00 AM - 01/31/2017 11:59:59 PM

Filter Criteria:

Summary Information

Trunk	Call Process (Excluding Internal)							
	Outgoing	Callback	Abandoned (Emergency)			Unanswered	Answered	
			Not Serviced	Serviced	Unserviceable		TDD	Voice
Total	2,079	146	14	167	5	107	0	8,759

Creation Date: 02/01/2017 07:50:16 AM

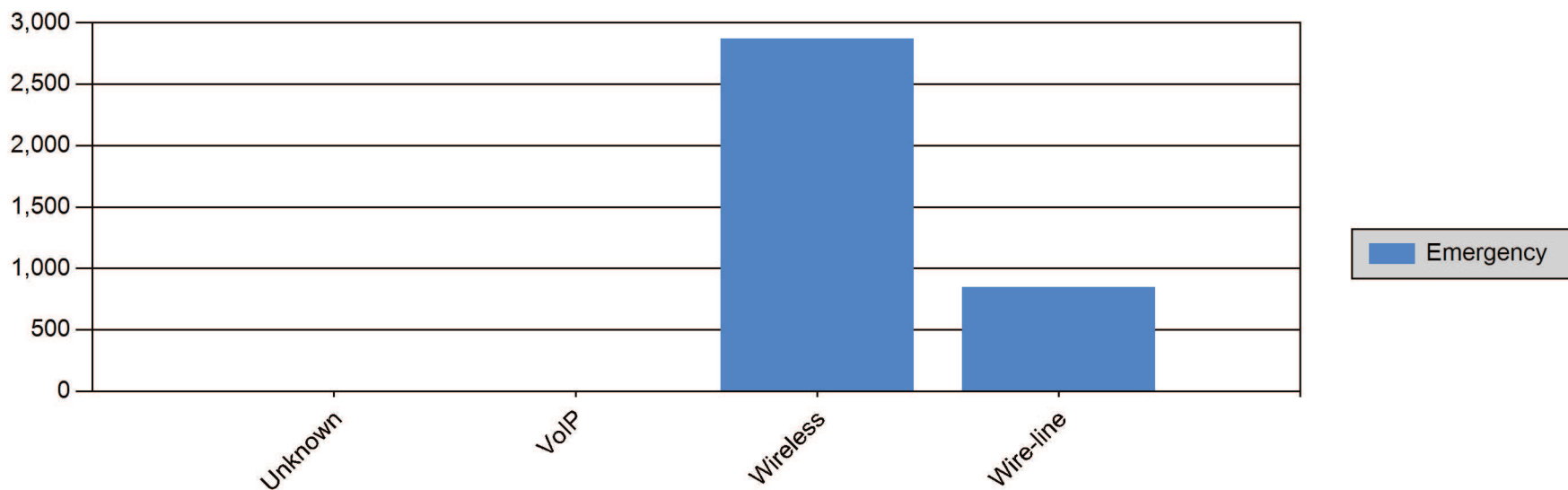
Grouping: Trunk

Date Range: 01/01/2017 12:00:00 AM - 01/31/2017 11:59:59 PM

Filter Criteria:

Summary Chart

Call Count by Call Service (Incoming)



Creation Date: 02/01/2017 07:50:16 AM

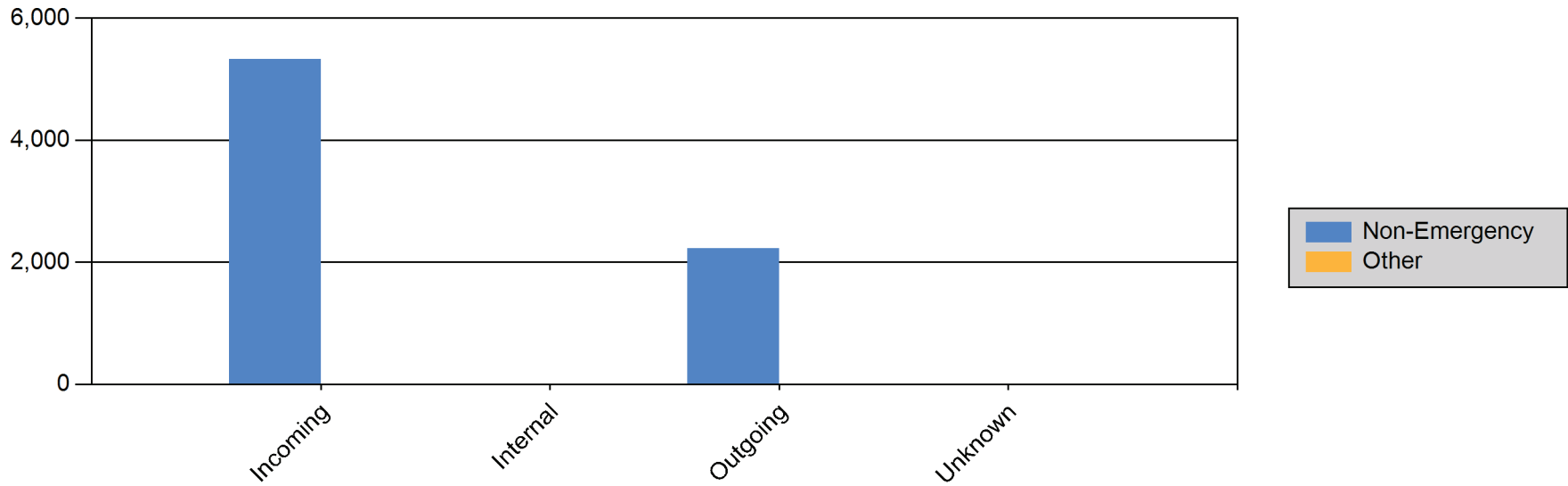
Grouping: Trunk

Date Range: 01/01/2017 12:00:00 AM - 01/31/2017 11:59:59 PM

Filter Criteria:

Summary Chart

Call Count by Call Origin



Creation Date: 02/01/2017 07:50:16 AM

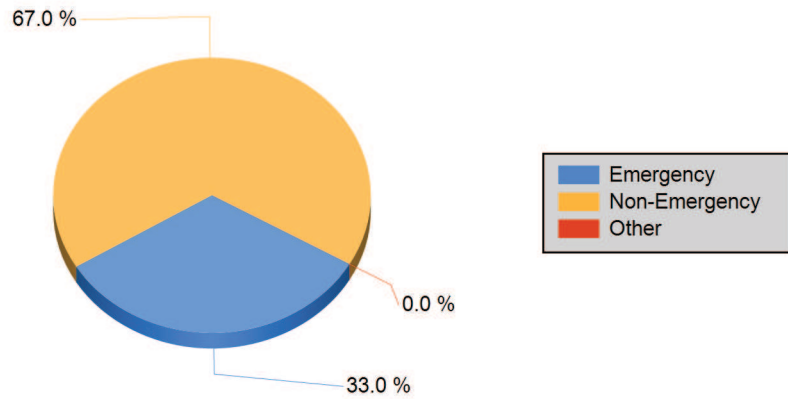
Grouping: Trunk

Date Range: 01/01/2017 12:00:00 AM - 01/31/2017 11:59:59 PM

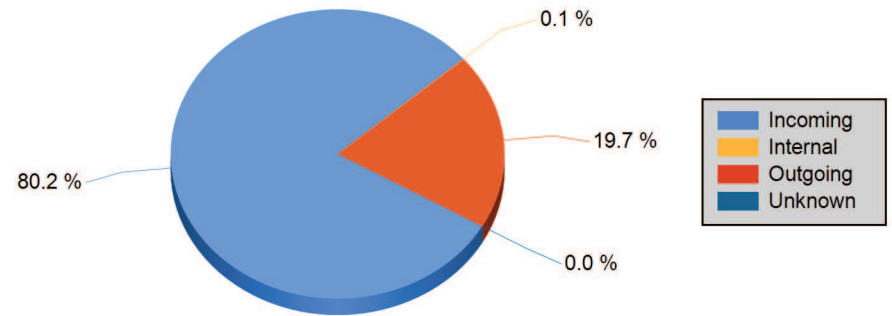
Filter Criteria:

Detail Chart

Call Count by Call Category



Call Count by Call Origin



Creation Date: 02/01/2017 07:50:16 AM

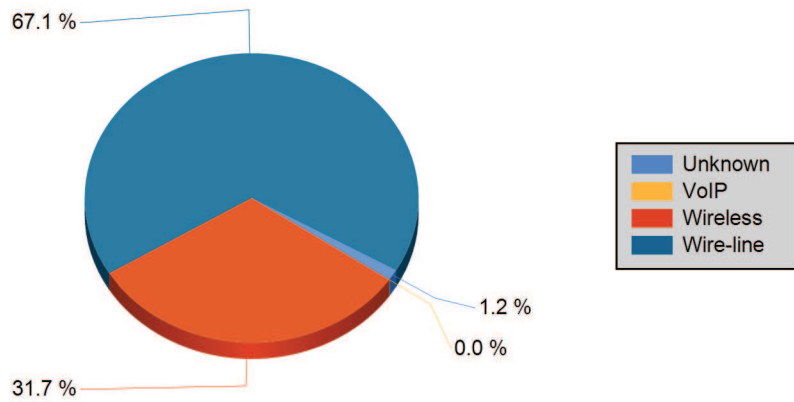
Grouping: Trunk

Date Range: 01/01/2017 12:00:00 AM - 01/31/2017 11:59:59 PM

Filter Criteria:

Detail Chart

Call Count by Call Service (Incoming)



Call Count by Call Type by Abandoned (Emergency)

