

Creation Date: 08/01/2017 07:36:30 AM

Grouping: Trunk

Date Range: 07/01/2017 12:00:00 AM - 07/31/2017 11:59:59 PM

Filter Criteria:

### Summary Information

Trunk	Total Calls	Call Category			Call Origin				Call Service (Incoming Only)			
		Emergency	Non-Emergency	Other	Incoming	Internal	Outgoing	Unknown	Wire-line	Wireless	VoIP	Unknown
<b>Total</b>	13,379	4,431	8,948	0	10,934	1	2,437	7	6,976	3,529	263	166

Creation Date: 08/01/2017 07:36:30 AM

Grouping: Trunk

Date Range: 07/01/2017 12:00:00 AM - 07/31/2017 11:59:59 PM

Filter Criteria:

### Summary Information

Trunk	Call Process (Excluding Internal)							
	Outgoing	Callback	Abandoned (Emergency)			Unanswered	Answered	
			Not Serviced	Serviced	Unserviceable		TDD	Voice
<b>Total</b>	2,249	188	12	228	0	166	0	10,528

Creation Date: 08/01/2017 07:36:30 AM

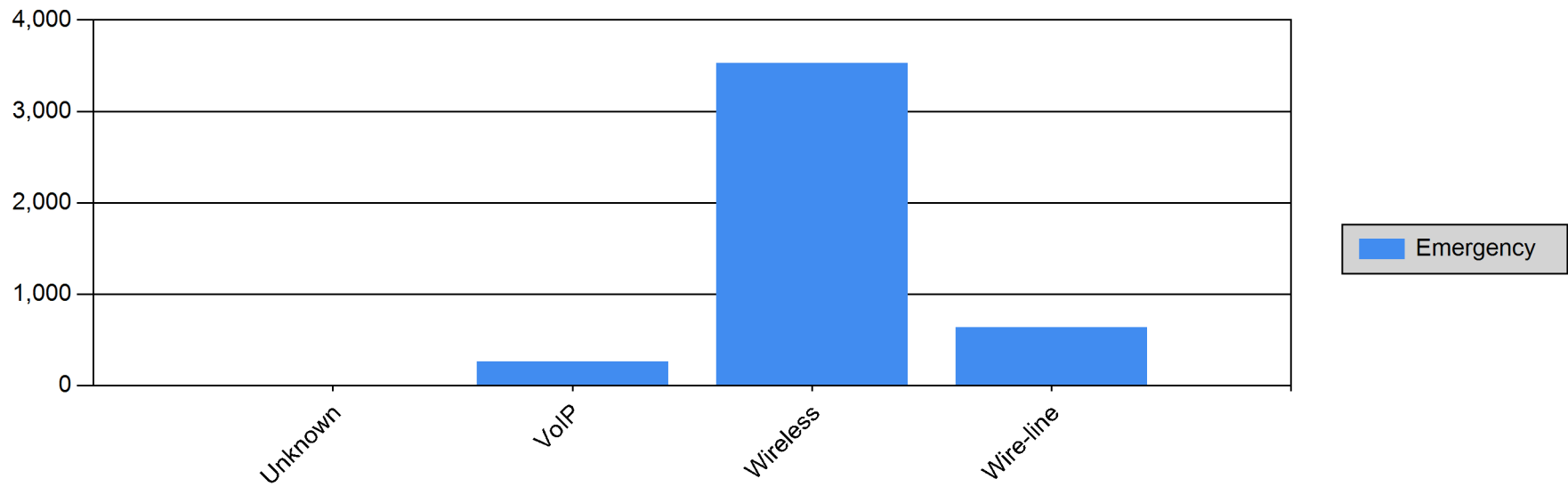
Grouping: Trunk

Date Range: 07/01/2017 12:00:00 AM - 07/31/2017 11:59:59 PM

Filter Criteria:

### Summary Chart

#### Call Count by Call Service (Incoming)



Creation Date: 08/01/2017 07:36:30 AM

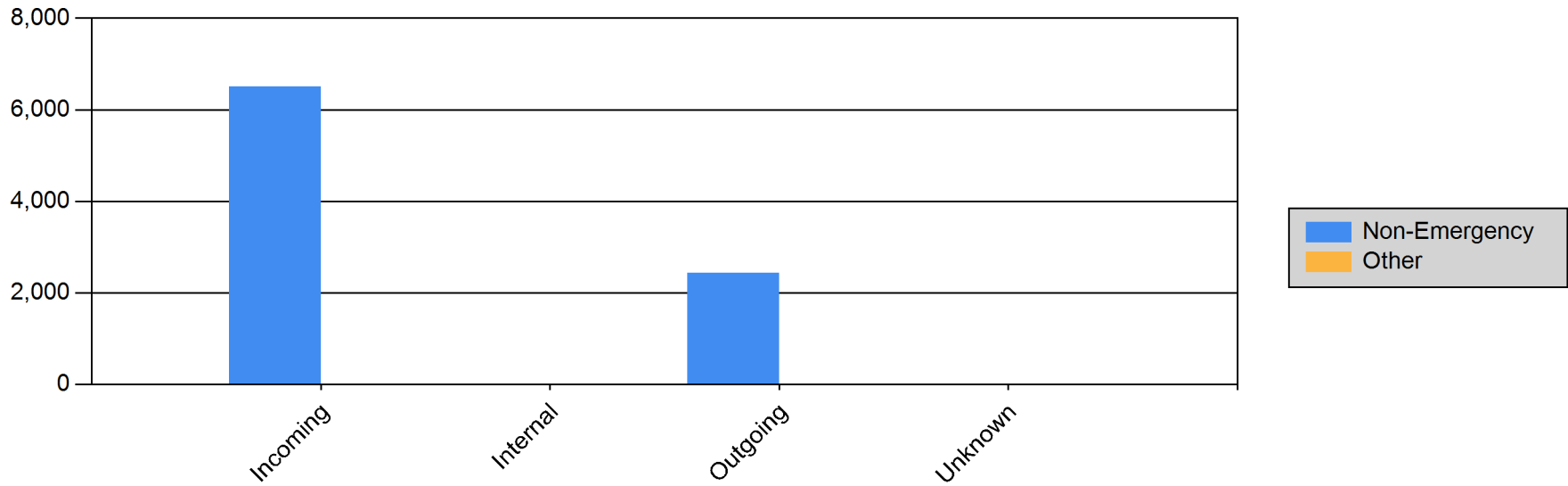
Grouping: Trunk

Date Range: 07/01/2017 12:00:00 AM - 07/31/2017 11:59:59 PM

Filter Criteria:

### Summary Chart

#### Call Count by Call Origin



Creation Date: 08/01/2017 07:36:30 AM

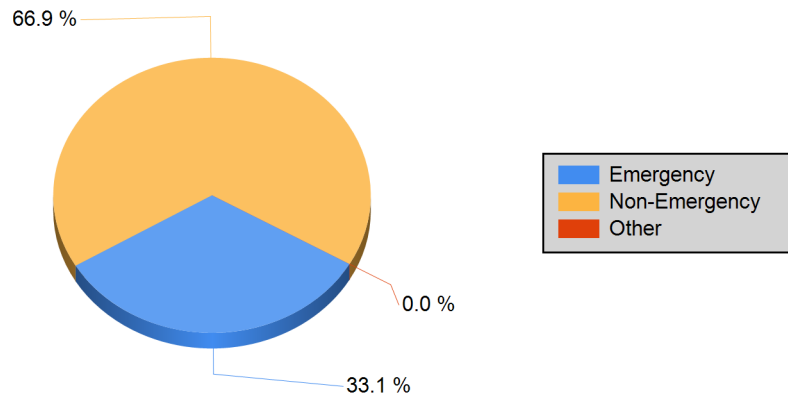
Grouping: Trunk

Date Range: 07/01/2017 12:00:00 AM - 07/31/2017 11:59:59 PM

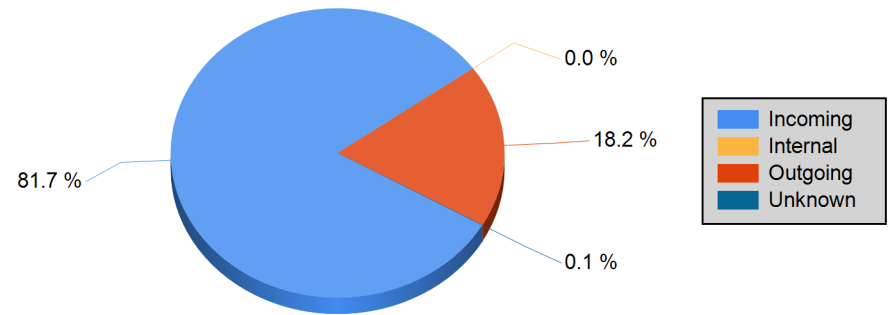
Filter Criteria:

### Detail Chart

#### Call Count by Call Category



#### Call Count by Call Origin



Creation Date: 08/01/2017 07:36:30 AM

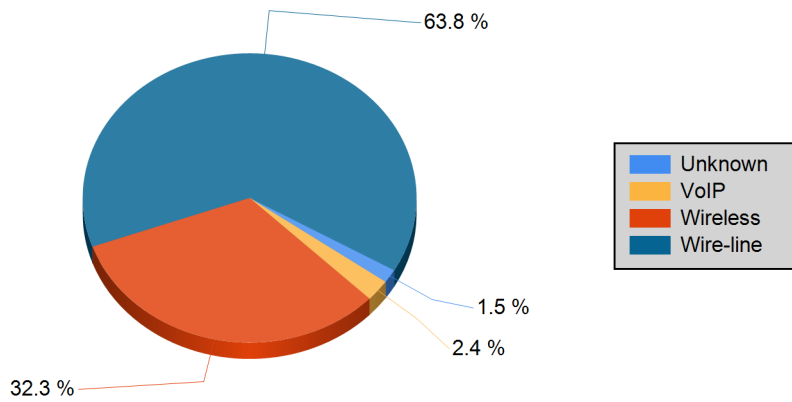
Grouping: Trunk

Date Range: 07/01/2017 12:00:00 AM - 07/31/2017 11:59:59 PM

Filter Criteria:

### Detail Chart

#### Call Count by Call Service (Incoming)



#### Call Count by Call Type by Abandoned (Emergency)

