

Creation Date: 04/03/2017 06:56:15 AM

Grouping: Trunk

Date Range: 03/01/2017 12:00:00 AM - 03/31/2017 11:59:59 PM

Filter Criteria:

### Summary Information

Trunk	Total Calls	Call Category			Call Origin				Call Service (Incoming Only)			
		Emergency	Non-Emergency	Other	Incoming	Internal	Outgoing	Unknown	Wire-line	Wireless	VoIP	Unknown
<b>Total</b>	12,479	4,096	8,383	0	10,085	2	2,389	3	6,435	3,265	221	164

Creation Date: 04/03/2017 06:56:15 AM

Grouping: Trunk

Date Range: 03/01/2017 12:00:00 AM - 03/31/2017 11:59:59 PM

Filter Criteria:

### Summary Information

Trunk	Call Process (Excluding Internal)							
	Outgoing	Callback	Abandoned (Emergency)			Unanswered	Answered	
			Not Serviced	Serviced	Unserviceable		TDD	Voice
<b>Total</b>	2,216	173	17	209	1	163	0	9,695

Creation Date: 04/03/2017 06:56:15 AM

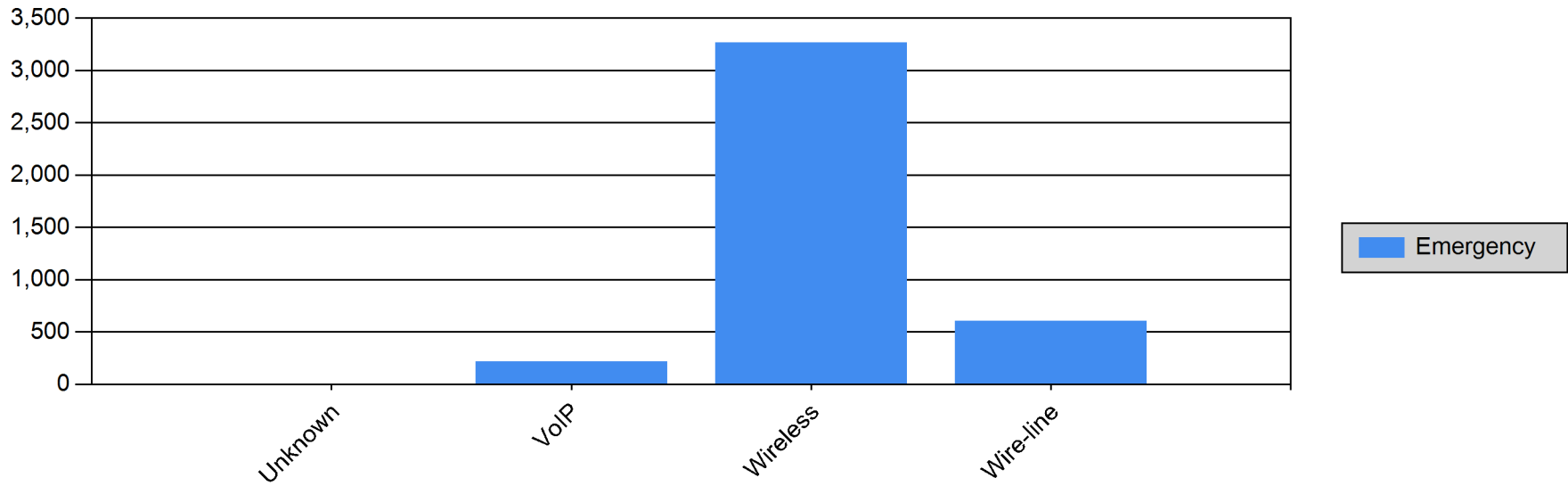
Grouping: Trunk

Date Range: 03/01/2017 12:00:00 AM - 03/31/2017 11:59:59 PM

Filter Criteria:

### Summary Chart

#### Call Count by Call Service (Incoming)



Creation Date: 04/03/2017 06:56:15 AM

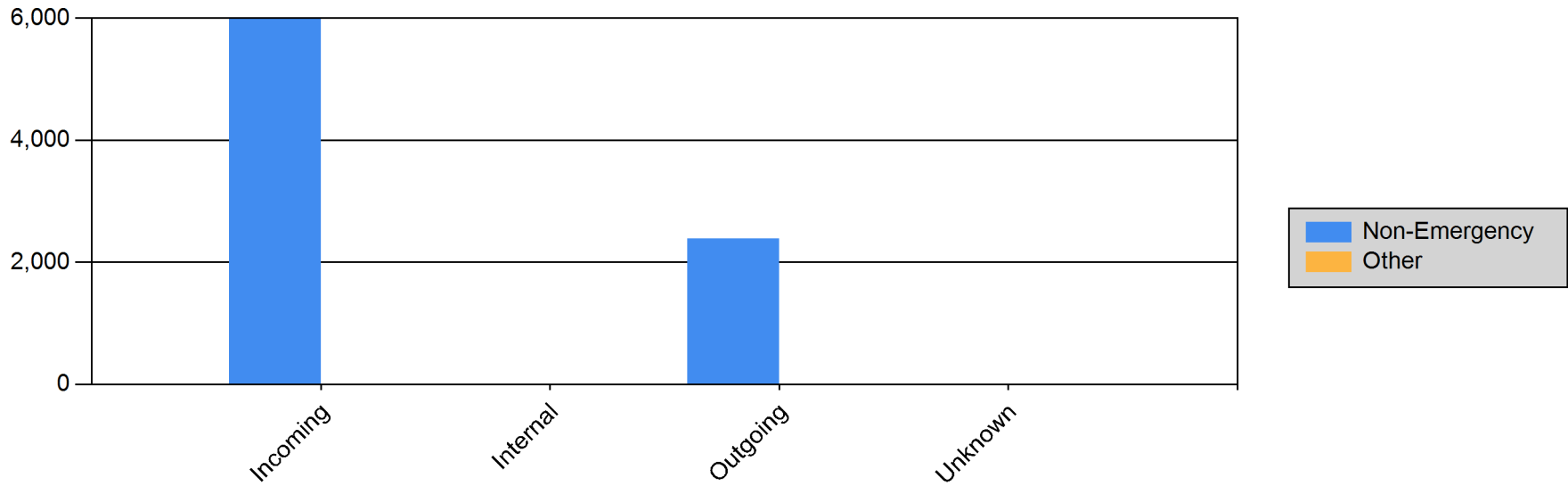
Grouping: Trunk

Date Range: 03/01/2017 12:00:00 AM - 03/31/2017 11:59:59 PM

Filter Criteria:

### Summary Chart

#### Call Count by Call Origin



Creation Date: 04/03/2017 06:56:15 AM

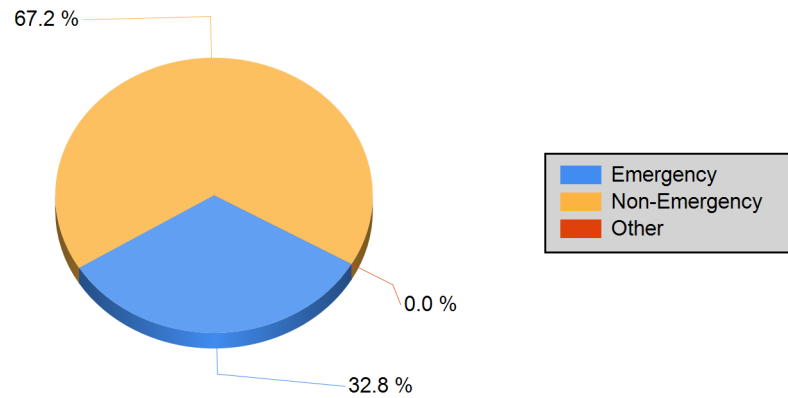
Grouping: Trunk

Date Range: 03/01/2017 12:00:00 AM - 03/31/2017 11:59:59 PM

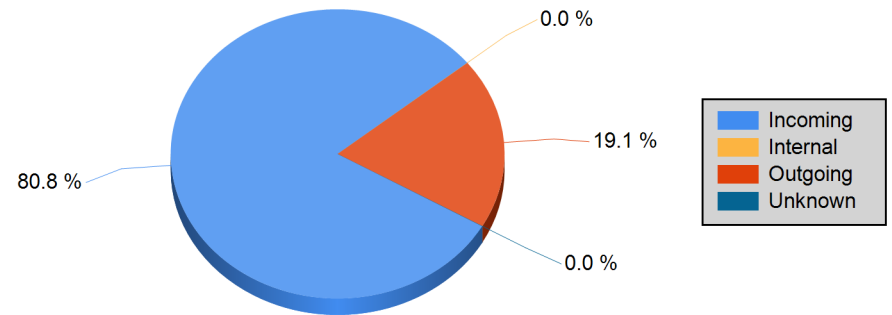
Filter Criteria:

### Detail Chart

#### Call Count by Call Category



#### Call Count by Call Origin



Creation Date: 04/03/2017 06:56:15 AM

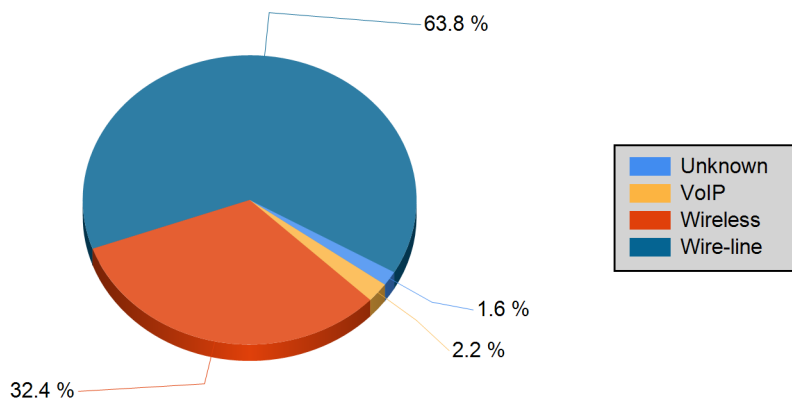
Grouping: Trunk

Date Range: 03/01/2017 12:00:00 AM - 03/31/2017 11:59:59 PM

Filter Criteria:

### Detail Chart

#### Call Count by Call Service (Incoming)



#### Call Count by Call Type by Abandoned (Emergency)

