

Creation Date: 06/05/2017 08:05:54 AM

Grouping: Trunk

Date Range: 05/01/2017 12:00:00 AM - 05/31/2017 11:59:59 PM

Filter Criteria:

### Summary Information

Trunk	Total Calls	Call Category			Call Origin				Call Service (Incoming Only)			
		Emergency	Non-Emergency	Other	Incoming	Internal	Outgoing	Unknown	Wire-line	Wireless	VoIP	Unknown
<b>Total</b>	12,870	4,275	8,595	0	10,626	0	2,236	8	6,964	3,307	222	133

Creation Date: 06/05/2017 08:05:54 AM

Grouping: Trunk

Date Range: 05/01/2017 12:00:00 AM - 05/31/2017 11:59:59 PM

Filter Criteria:

### Summary Information

Trunk	Call Process (Excluding Internal)							
	Outgoing	Callback	Abandoned (Emergency)			Unanswered	Answered	
			Not Serviced	Serviced	Unserviceable		TDD	Voice
<b>Total</b>	2,086	150	13	175	2	131	0	10,305

Creation Date: 06/05/2017 08:05:54 AM

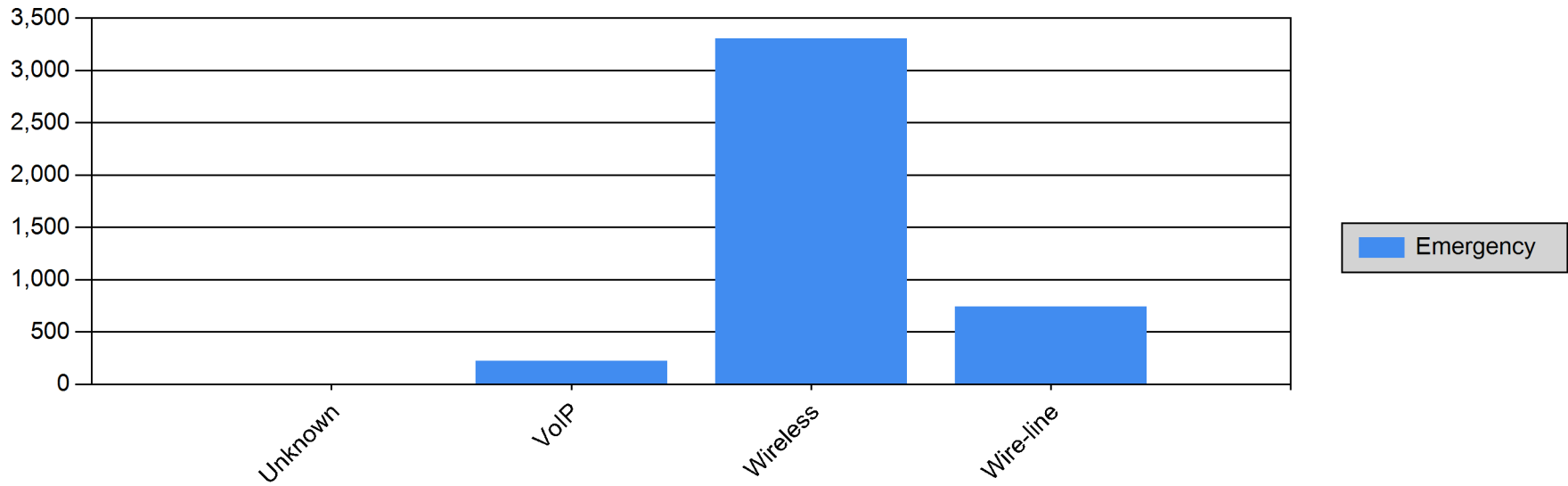
Grouping: Trunk

Date Range: 05/01/2017 12:00:00 AM - 05/31/2017 11:59:59 PM

Filter Criteria:

### Summary Chart

#### Call Count by Call Service (Incoming)



Creation Date: 06/05/2017 08:05:54 AM

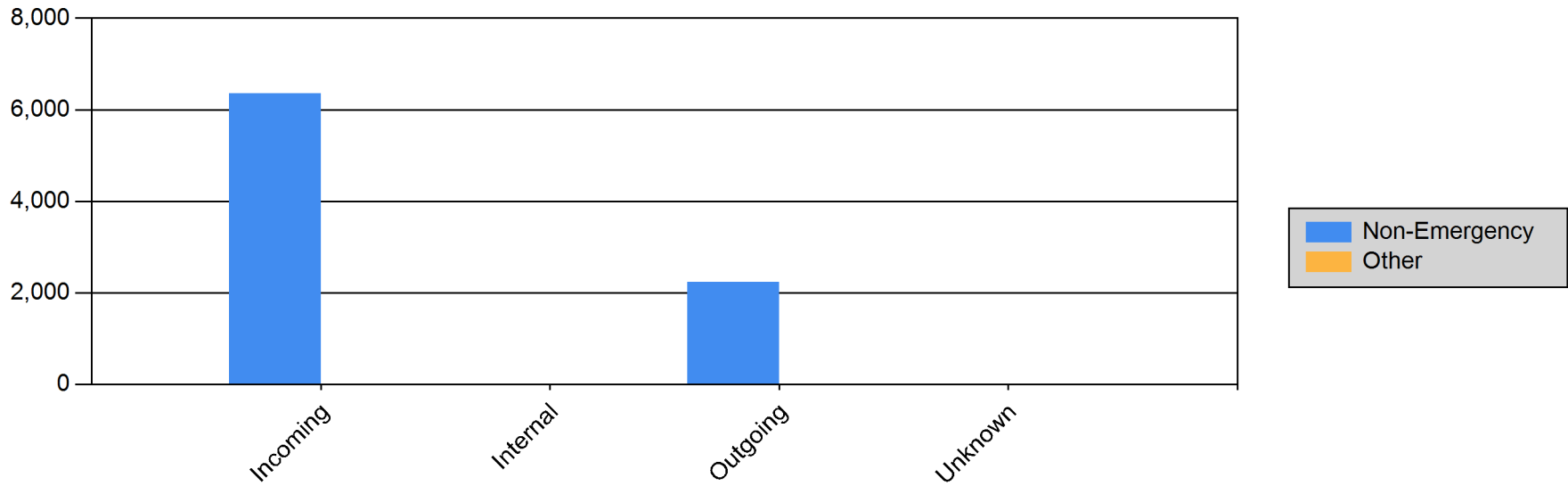
Grouping: Trunk

Date Range: 05/01/2017 12:00:00 AM - 05/31/2017 11:59:59 PM

Filter Criteria:

### Summary Chart

#### Call Count by Call Origin



Creation Date: 06/05/2017 08:05:54 AM

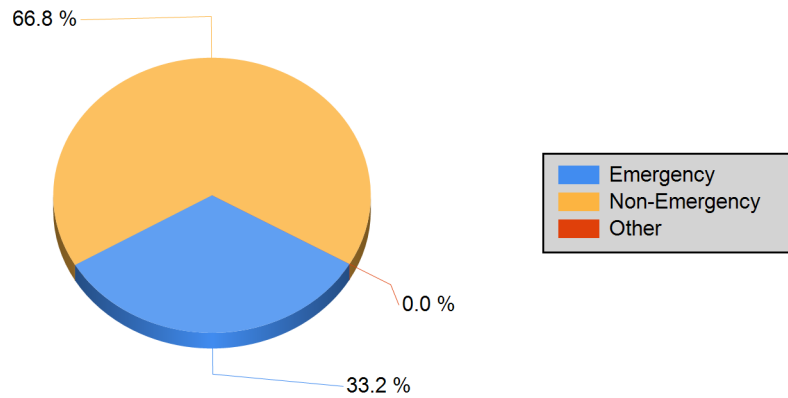
Grouping: Trunk

Date Range: 05/01/2017 12:00:00 AM - 05/31/2017 11:59:59 PM

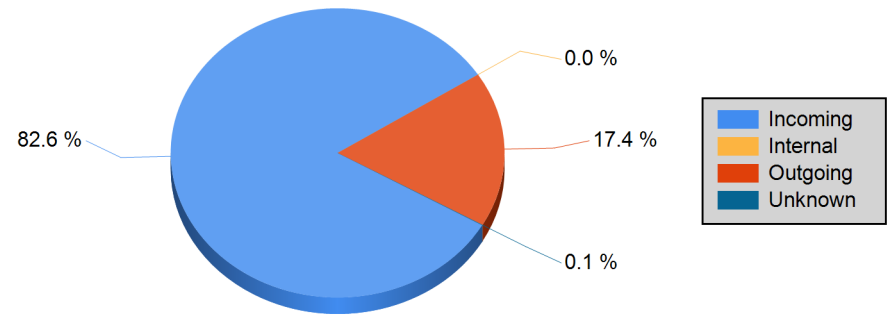
Filter Criteria:

### Detail Chart

#### Call Count by Call Category



#### Call Count by Call Origin



Creation Date: 06/05/2017 08:05:54 AM

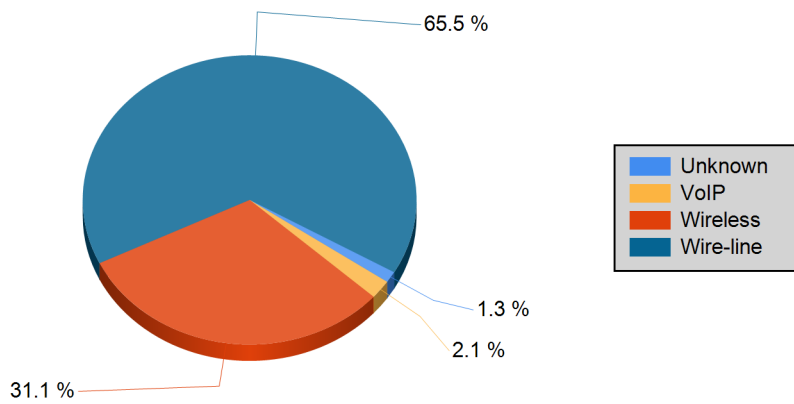
Grouping: Trunk

Date Range: 05/01/2017 12:00:00 AM - 05/31/2017 11:59:59 PM

Filter Criteria:

### Detail Chart

#### Call Count by Call Service (Incoming)



#### Call Count by Call Type by Abandoned (Emergency)

