

Creation Date: 12/04/2017 01:29:27 PM

Grouping: Trunk

Date Range: 11/01/2017 12:00:00 AM - 11/30/2017 11:59:59 PM

Filter Criteria:

Summary Information

Trunk	Total Calls	Call Category			Call Origin				Call Service (Incoming Only)			
		Emergency	Non-Emergency	Other	Incoming	Internal	Outgoing	Unknown	Wire-line	Wireless	VoIP	Unknown
Total	11,256	3,801	7,455	0	9,253	2	2,000	1	5,983	2,891	180	199

Creation Date: 12/04/2017 01:29:27 PM

Grouping: Trunk

Date Range: 11/01/2017 12:00:00 AM - 11/30/2017 11:59:59 PM

Filter Criteria:

Summary Information

Trunk	Call Process (Excluding Internal)							
	Outgoing	Callback	Abandoned (Emergency)			Unanswered	Answered	
			Not Serviced	Serviced	Unserviceable		TDD	Voice
Total	1,861	139	12	162	2	197	1	8,879

Creation Date: 12/04/2017 01:29:27 PM

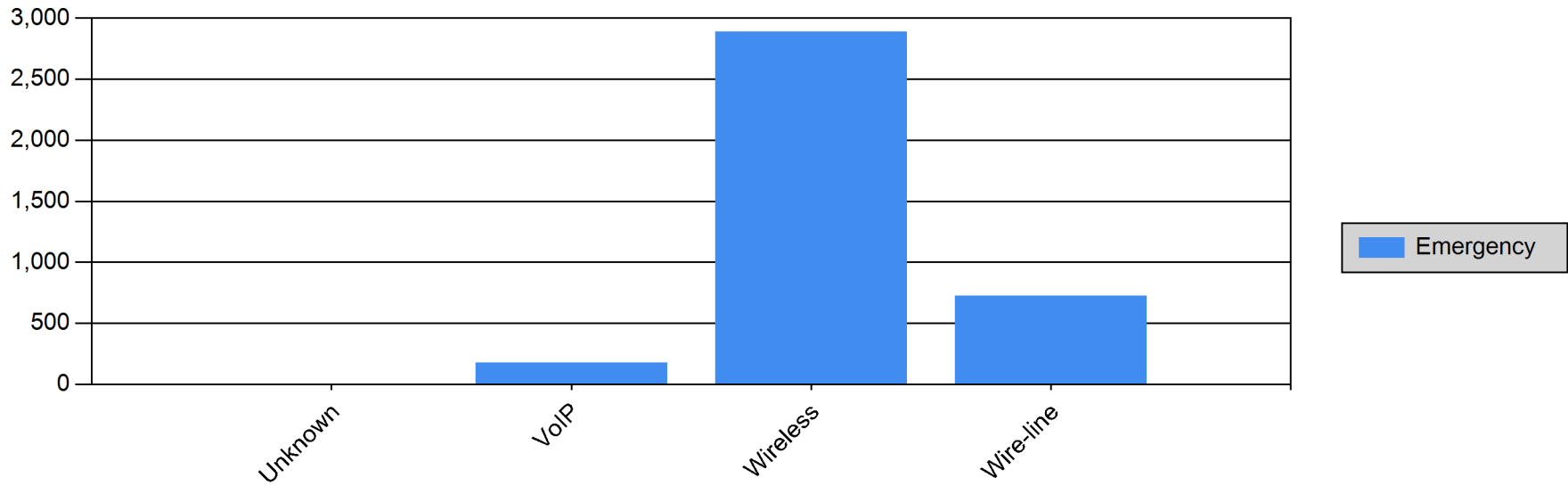
Grouping: Trunk

Date Range: 11/01/2017 12:00:00 AM - 11/30/2017 11:59:59 PM

Filter Criteria:

Summary Chart

Call Count by Call Service (Incoming)



Creation Date: 12/04/2017 01:29:27 PM

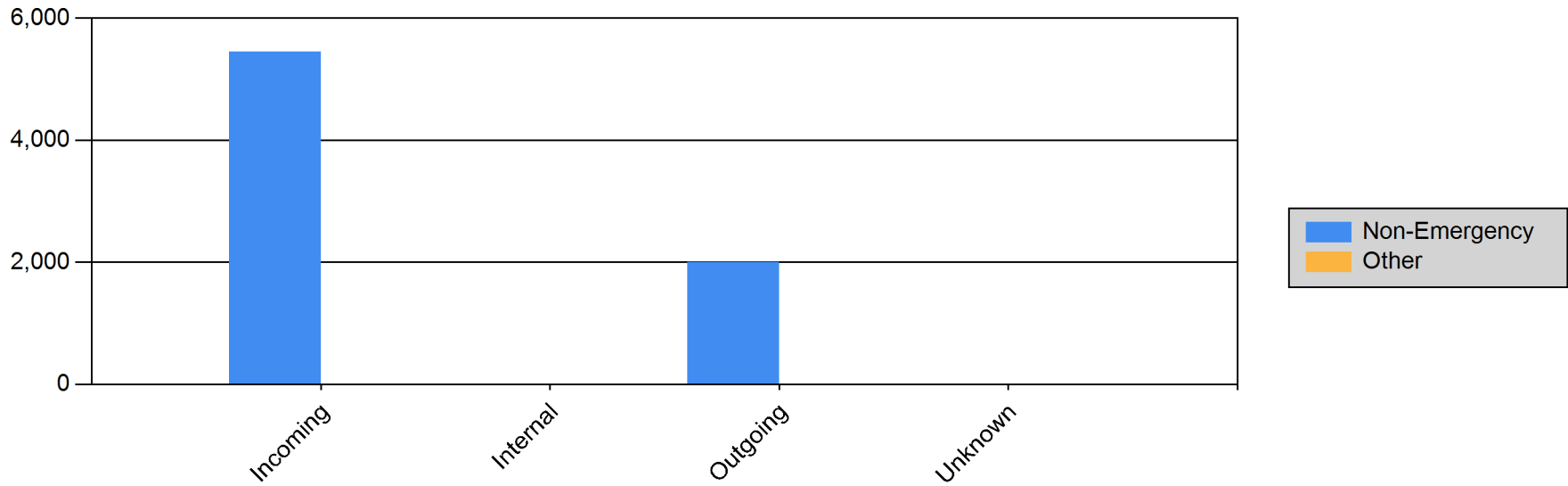
Grouping: Trunk

Date Range: 11/01/2017 12:00:00 AM - 11/30/2017 11:59:59 PM

Filter Criteria:

Summary Chart

Call Count by Call Origin



Creation Date: 12/04/2017 01:29:27 PM

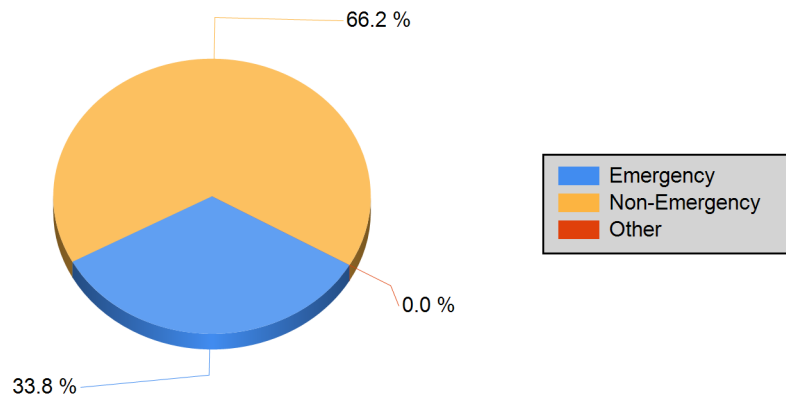
Grouping: Trunk

Date Range: 11/01/2017 12:00:00 AM - 11/30/2017 11:59:59 PM

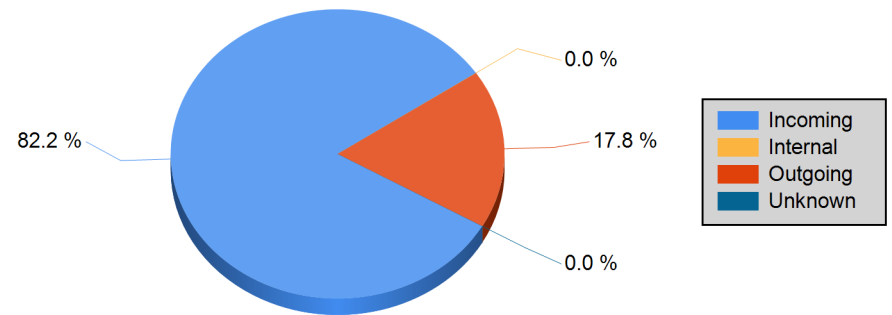
Filter Criteria:

Detail Chart

Call Count by Call Category



Call Count by Call Origin



Creation Date: 12/04/2017 01:29:27 PM

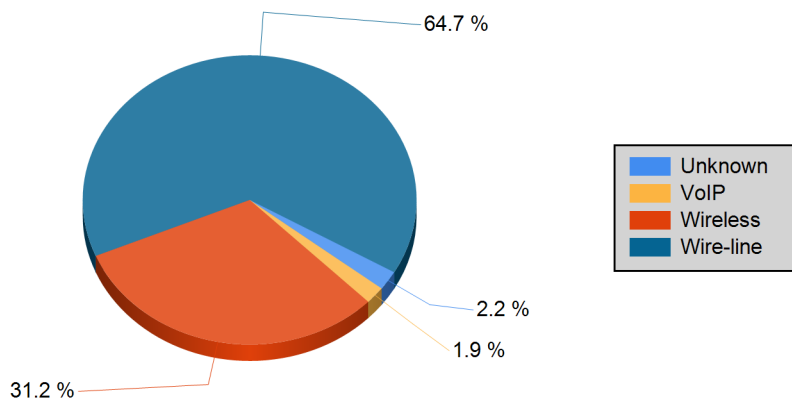
Grouping: Trunk

Date Range: 11/01/2017 12:00:00 AM - 11/30/2017 11:59:59 PM

Filter Criteria:

Detail Chart

Call Count by Call Service (Incoming)



Call Count by Call Type by Abandoned (Emergency)

