

Creation Date: 10/02/2017 06:51:14 AM

Grouping: Trunk

Date Range: 09/01/2017 12:00:00 AM - 09/30/2017 11:59:59 PM

Filter Criteria:

Summary Information

Trunk	Total Calls	Call Category			Call Origin				Call Service (Incoming Only)			
		Emergency	Non-Emergency	Other	Incoming	Internal	Outgoing	Unknown	Wire-line	Wireless	VoIP	Unknown
Total	11,974	4,030	7,944	0	9,923	17	2,032	2	6,391	3,198	180	154

Creation Date: 10/02/2017 06:51:14 AM

Grouping: Trunk

Date Range: 09/01/2017 12:00:00 AM - 09/30/2017 11:59:59 PM

Filter Criteria:

Summary Information

Trunk	Call Process (Excluding Internal)							
	Outgoing	Callback	Abandoned (Emergency)			Unanswered	Answered	
			Not Serviced	Serviced	Unserviceable		TDD	Voice
Total	1,865	167	14	200	3	151	1	9,554

Creation Date: 10/02/2017 06:51:14 AM

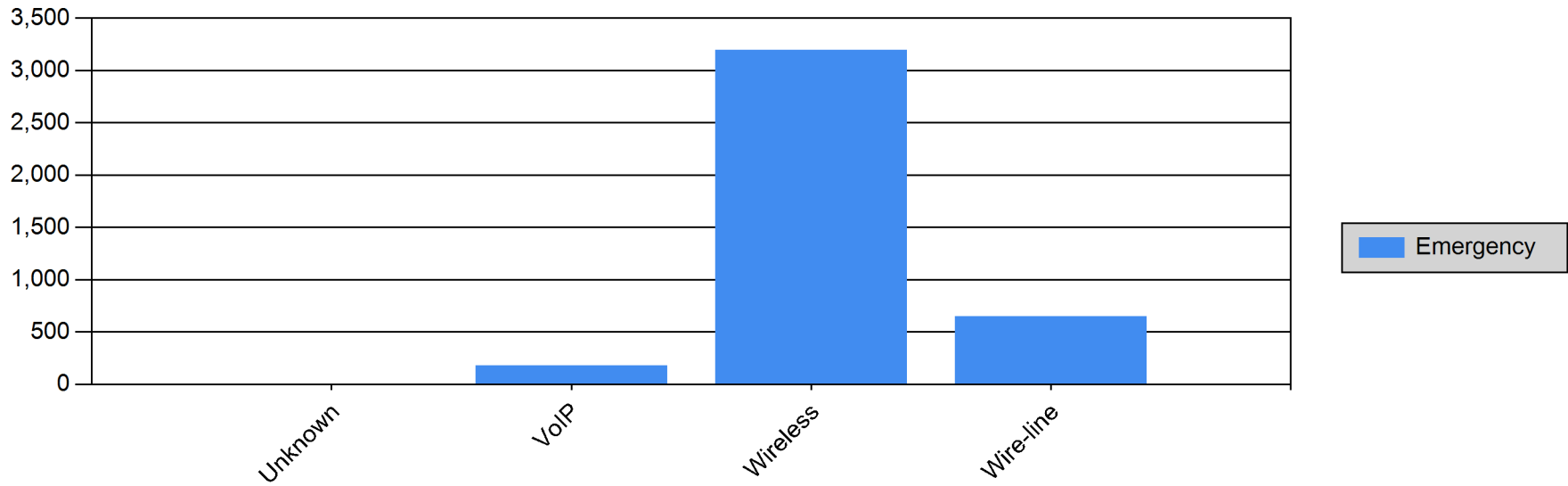
Grouping: Trunk

Date Range: 09/01/2017 12:00:00 AM - 09/30/2017 11:59:59 PM

Filter Criteria:

Summary Chart

Call Count by Call Service (Incoming)



Creation Date: 10/02/2017 06:51:14 AM

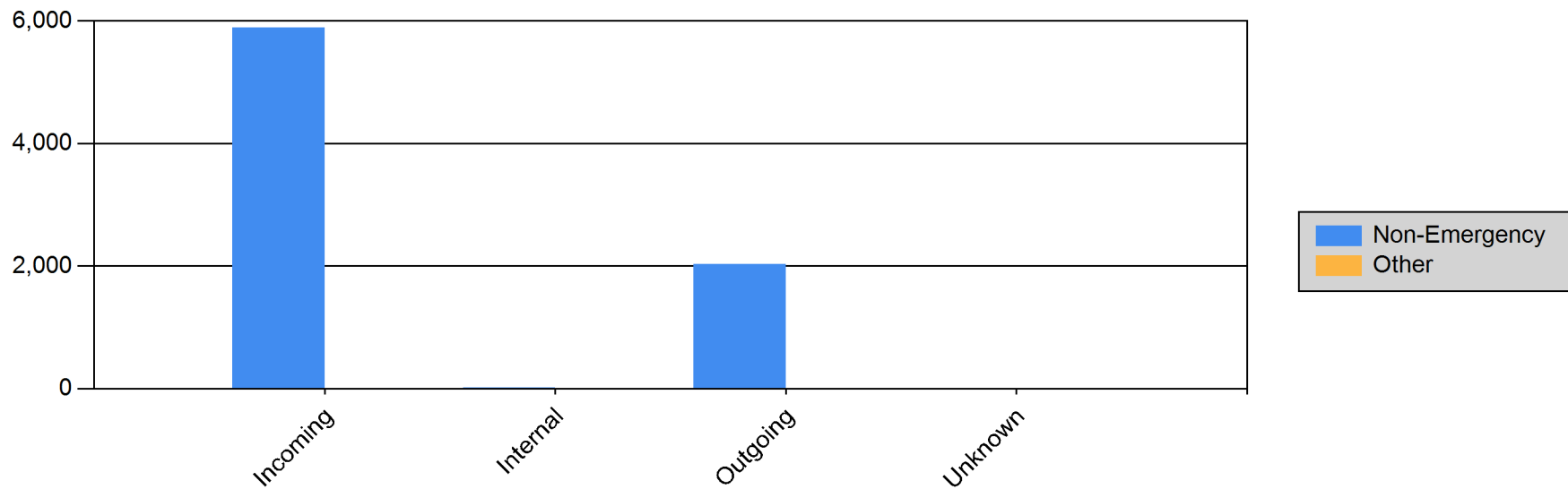
Grouping: Trunk

Date Range: 09/01/2017 12:00:00 AM - 09/30/2017 11:59:59 PM

Filter Criteria:

Summary Chart

Call Count by Call Origin



Creation Date: 10/02/2017 06:51:14 AM

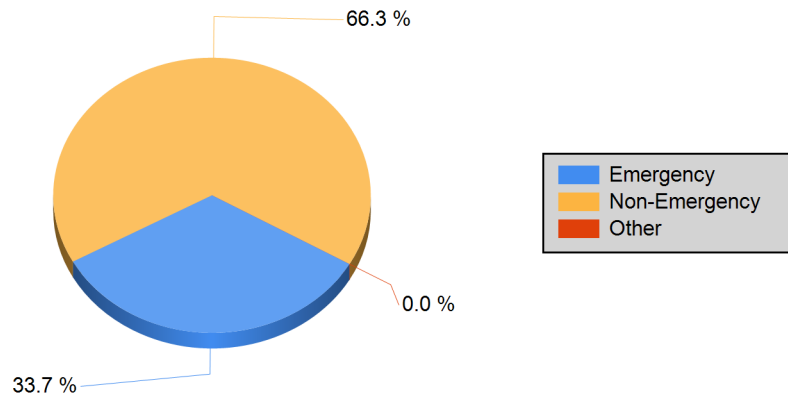
Grouping: Trunk

Date Range: 09/01/2017 12:00:00 AM - 09/30/2017 11:59:59 PM

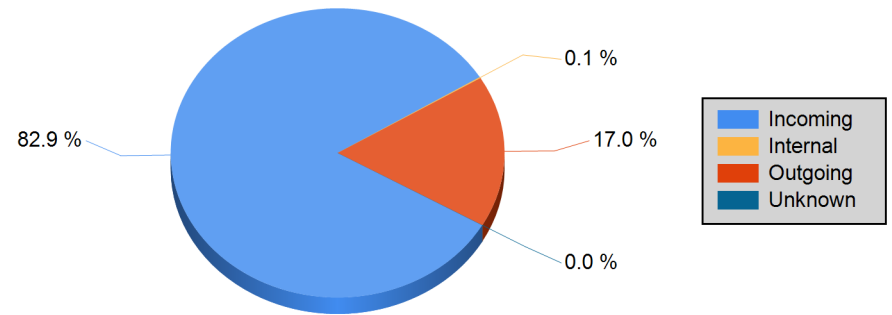
Filter Criteria:

Detail Chart

Call Count by Call Category



Call Count by Call Origin



Creation Date: 10/02/2017 06:51:14 AM

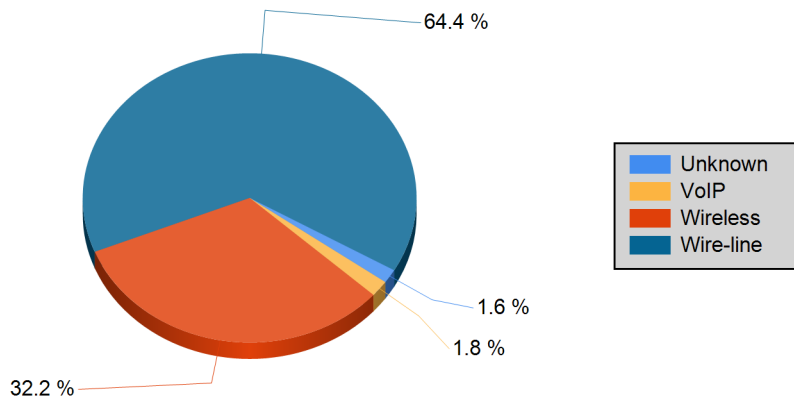
Grouping: Trunk

Date Range: 09/01/2017 12:00:00 AM - 09/30/2017 11:59:59 PM

Filter Criteria:

Detail Chart

Call Count by Call Service (Incoming)



Call Count by Call Type by Abandoned (Emergency)

