

Creation Date: 05/01/2017 06:37:40 AM

Grouping: Trunk

Date Range: 04/01/2017 12:00:00 AM - 04/30/2017 11:59:59 PM

Filter Criteria:

Summary Information

Trunk	Total Calls	Call Category			Call Origin				Call Service (Incoming Only)			
		Emergency	Non-Emergency	Other	Incoming	Internal	Outgoing	Unknown	Wire-line	Wireless	VoIP	Unknown
Total	11,663	3,857	7,806	0	9,561	6	2,092	4	6,238	2,999	204	120

Creation Date: 05/01/2017 06:37:40 AM

Grouping: Trunk

Date Range: 04/01/2017 12:00:00 AM - 04/30/2017 11:59:59 PM

Filter Criteria:

Summary Information

Trunk	Call Process (Excluding Internal)							
	Outgoing	Callback	Abandoned (Emergency)			Unanswered	Answered	
			Not Serviced	Serviced	Unserviceable		TDD	Voice
Total	1,963	129	11	161	8	112	0	9,269

For (Trunk)

Creation Date: 05/01/2017 06:37:40 AM

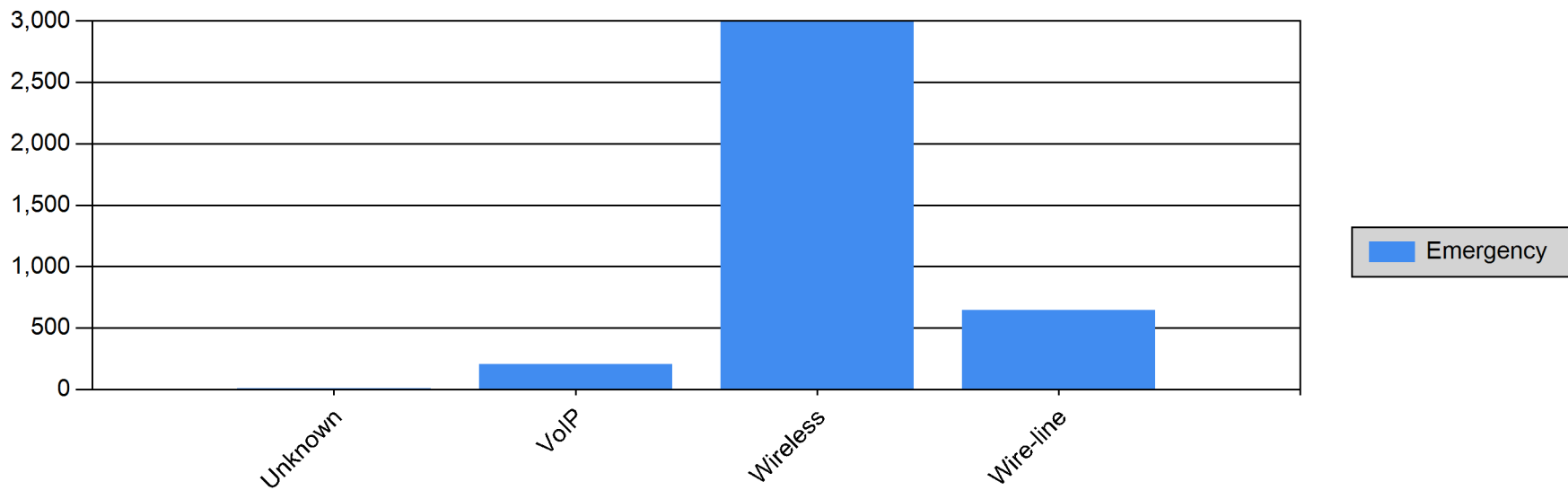
Grouping: Trunk

Date Range: 04/01/2017 12:00:00 AM - 04/30/2017 11:59:59 PM

Filter Criteria:

Summary Chart

Call Count by Call Service (Incoming)



Creation Date: 05/01/2017 06:37:40 AM

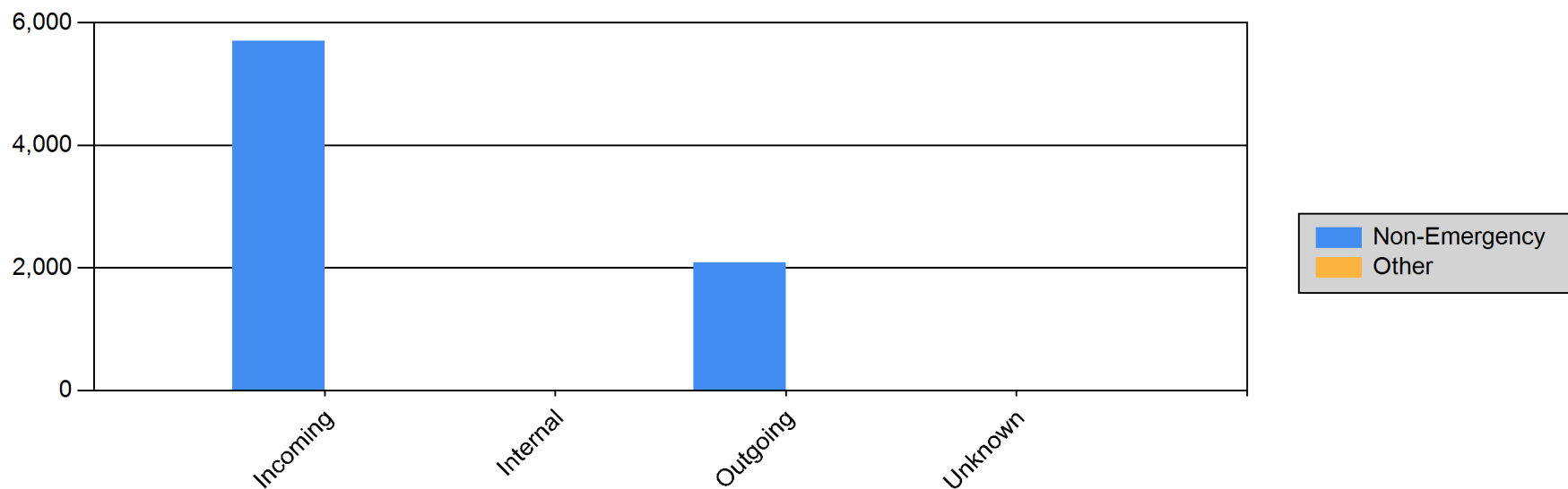
Grouping: Trunk

Date Range: 04/01/2017 12:00:00 AM - 04/30/2017 11:59:59 PM

Filter Criteria:

Summary Chart

Call Count by Call Origin



Creation Date: 05/01/2017 06:37:40 AM

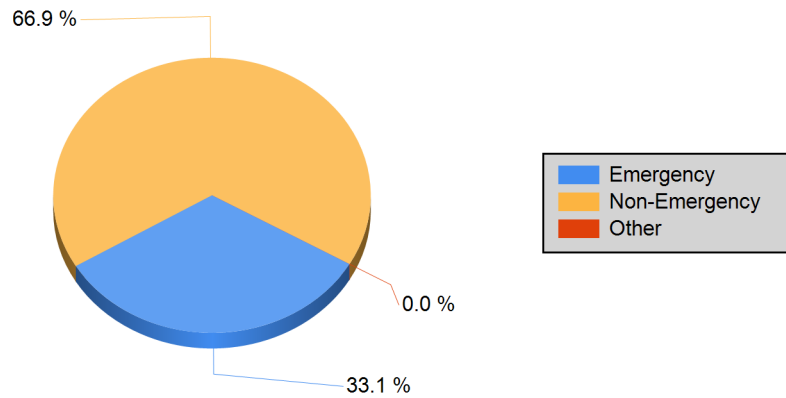
Grouping: Trunk

Date Range: 04/01/2017 12:00:00 AM - 04/30/2017 11:59:59 PM

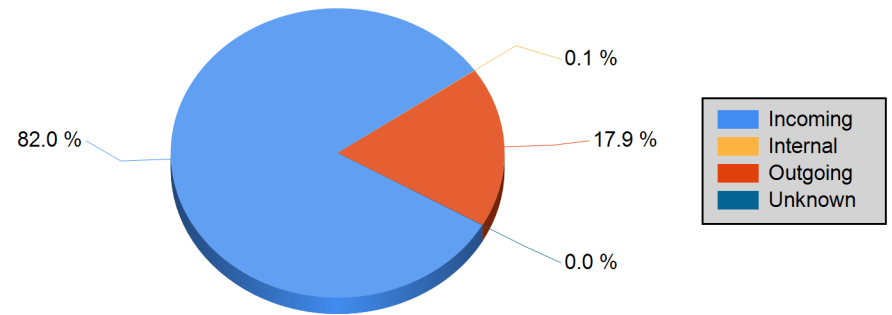
Filter Criteria:

Detail Chart

Call Count by Call Category



Call Count by Call Origin



Creation Date: 05/01/2017 06:37:40 AM

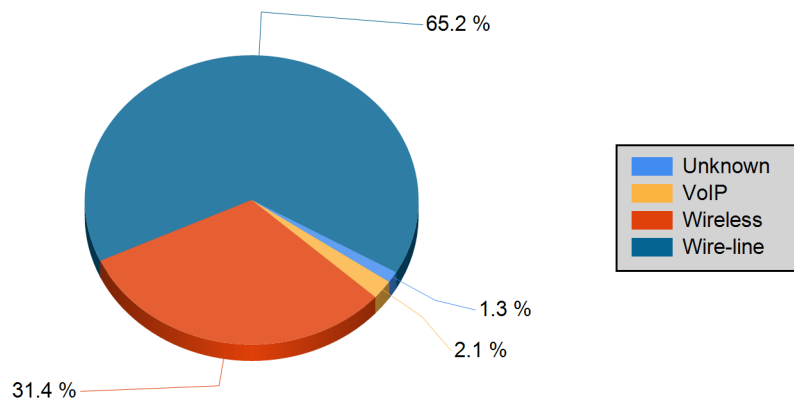
Grouping: Trunk

Date Range: 04/01/2017 12:00:00 AM - 04/30/2017 11:59:59 PM

Filter Criteria:

Detail Chart

Call Count by Call Service (Incoming)



Call Count by Call Type by Abandoned (Emergency)

