

# HEALTH AND HUMAN SERVICES COMMITTEE MEETING

MONDAY, MARCH 1, 2021

9:00 A.M.

## MINUTES

---

**MEMBERS PRESENT:** Commissioners Jim Mott, Barbara Rogers, Tim Barnes, Mark Mudry, Blake Mulder, Jeanne Pearl-Wright and Dairus Reynnet

**ALSO PRESENT:** Commissioner Jeremy Whittum; Sara Lurie, Colette Scrimger, and John Fuentes

The Health and Human Services Committee met in virtual session on Monday, March 1, 2021, as permitted by PA 228 of 2020, as amended. The members made an announcement of the location from which they are participating remotely as follows:

Commissioner Mott, their residence in Walton Township, Olivet, Eaton County, MI  
Commissioner Rogers, their residence in Hamlin Township, Eaton County, MI  
Commissioner Barnes, their residence in Roxand Township, Eaton County, MI  
Commissioner Mudry, their residence in Delta Township, Eaton County, MI  
Commissioner Mulder, their residence in Oneida Township, Eaton County, MI  
Commissioner Pearl-Wright, their residence in Delta Township, Eaton County, MI  
Commissioner Reynnet, their residence in Windsor Township, Eaton County, MI

Chairperson Mott called the meeting to order at 9:00 a.m.

The Pledge of Allegiance was given by all.

There were no changes to the agenda presented.

Commissioner Rogers moved to approve the minutes of the February 1, 2021 meeting, as presented. Commissioner Pearl-Wright seconded. Motion carried by unanimous roll call vote.

Sara Lurie, Executive Director for Clinton – Eaton – Ingham Community Mental Health Authority, was present to provide the agency's semi – annual update. An update was provided on the agency's pandemic operations. Over half of the agency's staff was transitioned to remote work. A number of programs and critical emergency services required in-person work/contacts throughout the pandemic. A graph and data of the method of consumer contact was discussed. In October 2019, prior to the pandemic, 100 of 66,700 contacts were conducted via telehealth. In April 2020, over 10,000 of 54,500 contacts were conducted via telehealth. There was also discussion regarding the impact that the stay at home orders had on individuals seeking services, evidenced by decrease in total encounters. The agency remains in Phase II of its re-engagement plan with a mix of virtual and in-person work and service delivery. Discussion held.

Colette Scrimger, Health Officer, Barry – Eaton District Health Department, was present to provide an update on vaccine administration. As of February 26, 2021, 25,581 county residents had received at least one vaccine dose. The Health Department has four vaccine clinics scheduled at the Lansing Mall this week. It was also reported that the Department has revised its scheduling protocol to prioritize those eligible that have been on the waiting lists for the longest time for upcoming appointments. It was also reported that the primary limitations to expanding clinics remain vaccine allocations and the availability of vaccinators to administer the shots. Discussion held.

Commissioner Mulder moved to recommend approval of a resolution declaring April 2, 2021 as World Autism Day and April 2021 as Autism Awareness Month in Eaton County, to the Board of Commissioners. Commissioner Pearl-Wright seconded. Motion carried by unanimous roll call vote.

Chairperson Mott adjourned the meeting at 10:05 a. m.

The next regularly scheduled meeting of the Health and Human Services Committee will be held on Monday, April 5, 2021 at 9:00 a.m.

//SS//

---

Jim Mott, Chairperson



# Coronavirus (COVID-19) Data Report for Eaton County, MI

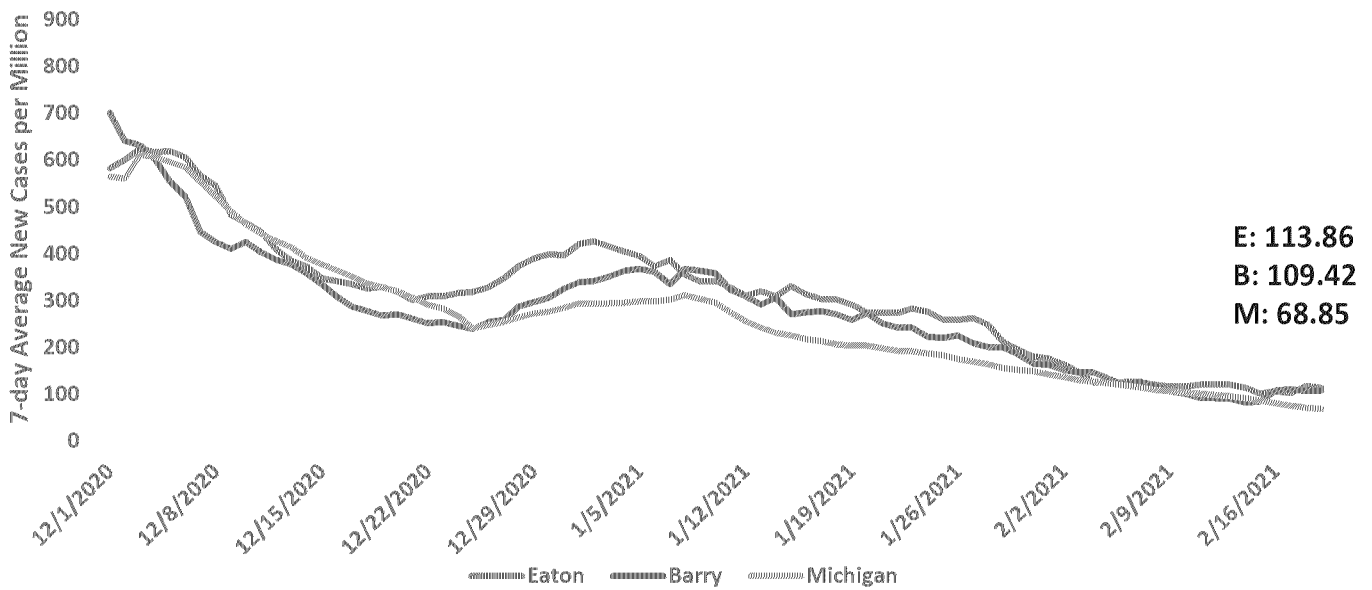
Report Date: 02/23/2021

This report contains preliminary data on persons testing positive for COVID-19. It may be revised as new information is gathered during case investigation. The health department plans to update this data report weekly each Tuesday. A similar report is prepared and released for Barry County, MI each Monday.

## Summary Data

**Total Cases: 5621 Recovered Cases: 5378 Active Cases: 92 Deaths: 148 In Quarantine: 131 Probable Cases: 571**

## 7-day Average of New Confirmed and Probable Cases, Rate per 1m

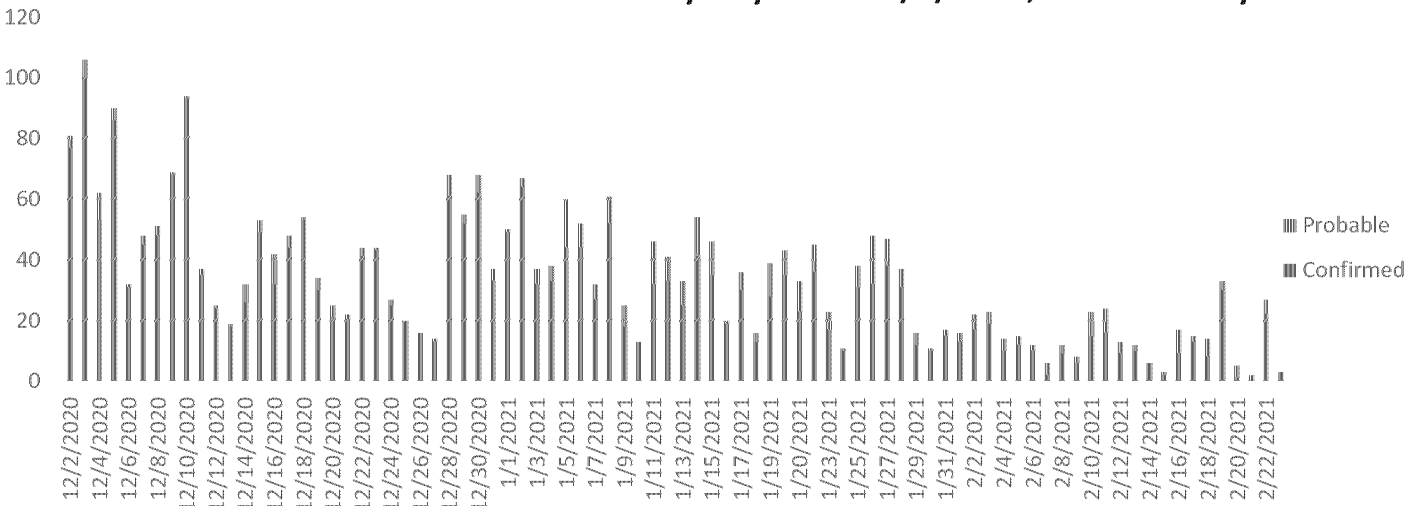


Source: Michigan Disease Surveillance System & Outbreak Management System (MDSS)

Active Cases = Total Cases – Deaths – Recovered Cases

For data on probable cases, visit Michigan's COVID-19 Data Website, at [https://www.michigan.gov/coronavirus/0,9753,7-406-98163\\_98173---,00.html](https://www.michigan.gov/coronavirus/0,9753,7-406-98163_98173---,00.html)

## Confirmed and Probable Cases by Day since 12/1/2020, Eaton County



12/2/2020  
12/4/2020  
12/6/2020  
12/8/2020  
12/10/2020  
12/12/2020  
12/14/2020  
12/16/2020  
12/18/2020  
12/20/2020  
12/22/2020  
12/24/2020  
12/26/2020  
12/28/2020  
12/30/2020

[www.barryeatonhealth.org](http://www.barryeatonhealth.org)

**Be Active – Be Safe – Be Healthy**

[www.facebook.com/barryeatonhealth](https://www.facebook.com/barryeatonhealth)

12/2/2020  
12/4/2020  
12/6/2020  
12/8/2020  
12/10/2020  
12/12/2020  
12/14/2020  
12/16/2020  
12/18/2020  
12/20/2020  
12/22/2020  
12/24/2020  
12/26/2020  
12/28/2020  
12/30/2020

[www.barryeatonhealth.org](http://www.barryeatonhealth.org)

**Be Active – Be Safe – Be Healthy**

[www.facebook.com/barryeatonhealth](https://www.facebook.com/barryeatonhealth)

12/2/2020  
12/4/2020  
12/6/2020  
12/8/2020  
12/10/2020  
12/12/2020  
12/14/2020  
12/16/2020  
12/18/2020  
12/20/2020  
12/22/2020  
12/24/2020  
12/26/2020  
12/28/2020  
12/30/2020

[www.barryeatonhealth.org](http://www.barryeatonhealth.org)

**Be Active – Be Safe – Be Healthy**

[www.facebook.com/barryeatonhealth](https://www.facebook.com/barryeatonhealth)

12/2/2020  
12/4/2020  
12/6/2020  
12/8/2020  
12/10/2020  
12/12/2020  
12/14/2020  
12/16/2020  
12/18/2020  
12/20/2020  
12/22/2020  
12/24/2020  
12/26/2020  
12/28/2020  
12/30/2020

[www.barryeatonhealth.org](http://www.barryeatonhealth.org)

**Be Active – Be Safe – Be Healthy**

[www.facebook.com/barryeatonhealth](https://www.facebook.com/barryeatonhealth)

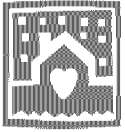
12/2/2020  
12/4/2020  
12/6/2020  
12/8/2020  
12/10/2020  
12/12/2020  
12/14/2020  
12/16/2020  
12/18/2020  
12/20/2020  
12/22/2020  
12/24/2020  
12/26/2020  
12/28/2020  
12/30/2020

[www.barryeatonhealth.org](http://www.barryeatonhealth.org)

**Be Active – Be Safe – Be Healthy**

[www.facebook.com/barryeatonhealth](https://www.facebook.com/barryeatonhealth)



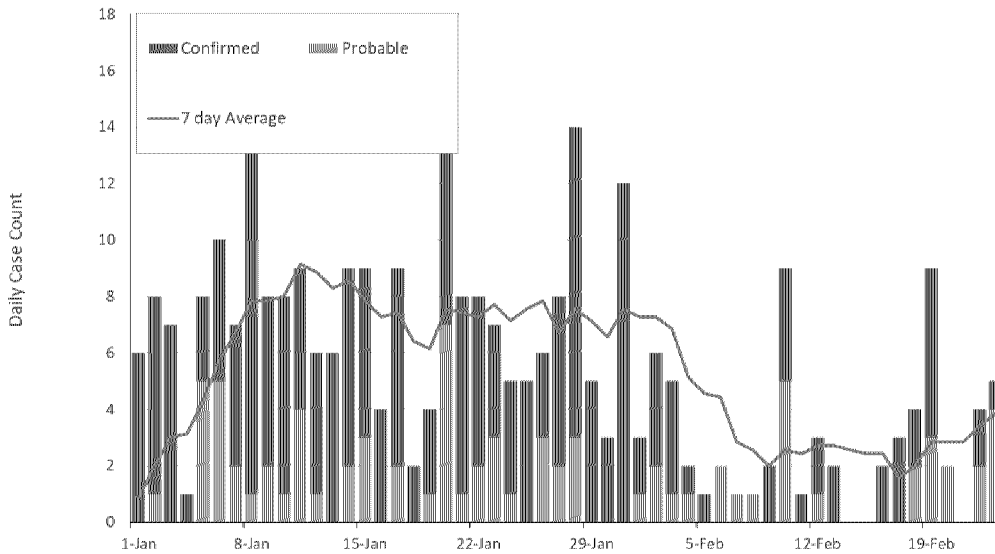


## BEDHD School Statistics

### CASES REPORTED FROM February 10<sup>th</sup>, 2021 – February 23<sup>rd</sup>, 2021

- 9 active school cases who were infectious on school grounds
  - 3 ongoing outbreaks (defined as 2 connected cases that do not live together)
  - 1 new outbreaks
- Athletics
  - 8 different athletic teams from 5 different schools had an exposure to COVID-19 in the past week either during a game or practice.

Cases among those <18 Years by Referral Date, Barry-Eaton District



Breakdown of Cases by School Age Categories from 2/10 – 2/23				
Total Case Count	310			
Number of Cases <18 years	47			
% cases <18 years	15.2%			
<b><u>Approximate Grade Level</u></b>	<b><u>Age</u></b>	<b><u>Case Count*</u></b>	<b><u>% total cases</u></b>	<b><u>% cases &lt;18 years</u></b>
	0-2 years	3	1.0%	6.4%
Pre-K age	3-4 years	3	1.0%	6.4%
K-5th grade age	5-10 years	14	4.5%	29.8%
6-8th grade age	11-13 years	7	2.3%	14.9%
9-12th grade age	14-17 years	20	6.5%	42.6%

	0-2 years	3	1.0%	6.4%
Pre-K age	3-4 years	3	1.0%	6.4%
K-5th grade age	5-10 years	14	4.5%	29.8%
6-8th grade age	11-13 years	7	2.3%	14.9%
9-12th grade age	14-17 years	20	6.5%	42.6%

	0-2 years	3	1.0%	6.4%
Pre-K age	3-4 years	3	1.0%	6.4%
K-5th grade age	5-10 years	14	4.5%	29.8%
6-8th grade age	11-13 years	7	2.3%	14.9%
9-12th grade age	14-17 years	20	6.5%	42.6%

	0-2 years	3	1.0%	6.4%
Pre-K age	3-4 years	3	1.0%	6.4%
K-5th grade age	5-10 years	14	4.5%	29.8%
6-8th grade age	11-13 years	7	2.3%	14.9%
9-12th grade age	14-17 years	20	6.5%	42.6%

	0-2 years	3	1.0%	6.4%
Pre-K age	3-4 years	3	1.0%	6.4%
K-5th grade age	5-10 years	14	4.5%	29.8%
6-8th grade age	11-13 years	7	2.3%	14.9%
9-12th grade age	14-17 years	20	6.5%	42.6%

	0-2 years	3	1.0%	6.4%
Pre-K age	3-4 years	3	1.0%	6.4%
K-5th grade age	5-10 years	14	4.5%	29.8%
6-8th grade age	11-13 years	7	2.3%	14.9%
9-12th grade age	14-17 years	20	6.5%	42.6%

	0-2 years	3	1.0%	6.4%
Pre-K age	3-4 years	3	1.0%	6.4%
K-5th grade age	5-10 years	14	4.5%	29.8%
6-8th grade age	11-13 years	7	2.3%	14.9%
9-12th grade age	14-17 years	20	6.5%	42.6%

	0-2 years	3	1.0%	6.4%
Pre-K age	3-4 years	3	1.0%	6.4%
K-5th grade age	5-10 years	14	4.5%	29.8%
6-8th grade age	11-13 years	7	2.3%	14.9%
9-12th grade age	14-17 years	20	6.5%	42.6%

	0-2 years	3	1.0%	6.4%
Pre-K age	3-4 years	3	1.0%	6.4%
K-5th grade age	5-10 years	14	4.5%	29.8%
6-8th grade age	11-13 years	7	2.3%	14.9%
9-12th grade age	14-17 years	20	6.5%	42.6%

	0-2 years	3	1.0%	6.4%
Pre-K age	3-4 years	3	1.0%	6.4%
K-5th grade age	5-10 years	14	4.5%	29.8%
6-8th grade age	11-13 years	7	2.3%	14.9%
9-12th grade age	14-17 years	20	6.5%	42.6%

	0-2 years	3	1.0%	6.4%
Pre-K age	3-4 years	3	1.0%	6.4%
K-5th grade age	5-10 years	14	4.5%	29.8%
6-8th grade age	11-13 years	7	2.3%	14.9%
9-12th grade age	14-17 years	20	6.5%	42.6%